

Grawford 146

A . COMPLETE  
PRICED CATALOGUE  
OF THE  
POSTAL AND TELEGRAPH ADHESIVES  
OF  
GREAT BRITAIN.

COMPILED AND EDITED BY HARRY HILCKES.

WITH THE ASSISTANCE OF WALTER MORLEY AND H. EWEN.

PRICE, POST FREE, 4/6.

London:

HILCKES, KIRKPATRICK & CO.,

64, CHEAPSIDE, E.C.

Bournemouth :  
Parry & Son, Printers, The Triangle.



# PREFACE.

---

PHILATELISTS, as a rule, are patriotic souls. They collect the stamps of their own rather than of other countries. This is not all patriotism; it is partly due to the fact that in such countries as Germany, France and the United States—where specialism is rampant—proper specialist's catalogues are obtainable. It has often been remarked as a curious fact that comparatively few English philatelists devote themselves exclusively to the stamps of their own country. This is not really a curious fact at all. It is, in my opinion, fully explained by the fact that there has hitherto been no proper catalogue of English stamps.

The first move in this direction was made by Mr. H. L'ESTRANGE EWEN, whose list of used English Adhesives was received with much favour. From this I gathered that "A Complete Catalogue of the Postal and Telegraph Adhesives of Great Britain" was very much wanted, and thus the present work was originated. Cordial thanks are due to Mr. F. A. PHILBRICK and Mr. HASTINGS E. WRIGHT, for information on various points; also to Mr. GEO. C. WARDEN, jr., and J. H. ANHEISSER for kind assistance. At an early stage in the preparation of the book, I discovered that the work—especially the pricing—would be too much for one dealer. I therefore approached Mr. WALTER MORLEY, of Tottenham, who at once responded most heartily to my proposals. It is chiefly due to his co-operation that the prices are given with such completeness. Although, with the able assistance of Mr. MORLEY, I have revised the work with scrupulous care, sparing no care to make dates and quotations as correct as possible, I am quite aware that it is still full of mistakes, which, however, I hope to eliminate in a future edition, and to this end I would esteem it a great favour if philatelists would communicate with me on the subject.

HARRY HILCKES.

*London, 20th April, 1894.*

# INDEX.

---

Preface	...	...	...	...	...	iii.
Index	...	...	...	...	...	iv.—v.
Introduction to Prices	...	...	...	...	...	vi.—viii.
Errata	...	...	...	...	...	viii.
<b>LINE-ENGRAVED SERIES—</b>						
1840	1d. black, imperf.	...	...	...	...	1
1841	1d. red	..	...	...	...	2
<b>EMBOSSSED SERIES—</b>						
1847-54	1 shilling green	...	...	...	...	3
	10 pence brown	...	...	...	...	4
	6 .. violet	...	...	...	...	4
<b>LINE-ENGRAVED SERIES—(continued)—</b>						
1848	1d. red-brown, ARCHER ROULETTES	...	...	...	...	4
1854-8	1d. .. perforated	...	...	...	...	5
1864-78	1d. red, plate numbers	...	...	...	...	6—12
1840	2d. blue, imperf.	...	...	...	...	12
1854	2d. .. perforated	...	...	...	...	13
1858	2d. .. plate numbers	...	...	...	...	14—15
1860	½d. rose-red	...	...	...	...	15
1870	1½d. ..	...	...	...	...	16—17
<b>SURFACE PRINTED SERIES—</b>						
1855-81	3d. carmine	...	...	...	...	17—20
1882	3d. lilac, surcharged "3d."	...	...	...	...	20
1855	4d. carmine (on safety paper)	...	...	...	...	20
1862	4d. orange-red	...	...	...	...	21—23
1876	4d. vermilion	...	...	...	...	23
1877	4d. sage-green	...	...	...	...	23
1881	4d. mouse-brown	...	...	...	...	24
1856	6d. lilac	...	...	...	...	24
1872	6d. buff	...	...	...	...	26
1873	6d. grey-green	...	...	...	...	26—27
1862	9d. bistre	...	...	...	...	28
1856	1 shilling green	...	...	...	...	29—31
1875	2½d. lilac-rose	...	...	...	...	31—33
1880	2½d. blue	...	...	...	...	33—34
1876	8d. orange-yellow	...	...	...	...	34
1887	10d. brown	...	...	...	...	34—35
1867	2 shillings blue	...	...	...	...	35
1880	2 .. brown	...	...	...	...	35
1876	5 .. rose	...	...	...	...	36
1878	10 .. greenish-grey	...	...	...	...	36
1878	£1 brown (rect.)	...	...	...	...	37
1880-82	1d. red-brown	...	...	...	...	37
	½d. green	...	...	...	...	37
	1½d. red-brown	...	...	...	...	37
	2d. rose	...	...	...	...	38
	5d. black-violet	...	...	...	...	38
	1d. lilac, 14 pearls	...	...	...	...	38
	1d. lilac, 16 pearls	...	...	...	...	38

**SURFACE PRINTED SERIES—(continued)—**

1882	2/6 lilac	...	...	...	38
1884	5 shillings carmine	...	...	...	39
	10 „ blue	...	...	...	39
	£1 purple-brown (oblong)	...	...	...	39
1892	£1 green	...	...	...	39
1882	£5 orange-vermilion	...	...	...	40
1884	1½d., 2d., 2½d., 3d. lilac	...	...	...	41
	4d., 5d., 6d., 9d., 1/- green	...	...	...	41
1887	½d., 1½d., 2d., 2½d., 3d., 4d., 5d., 6d., 9d. 1/-, 10d., 4½d.	...	...	...	41

**OFFICIAL STAMPS—**

“I.R. Official”	...	...	...	42
“Government Parcels”	...	...	...	42

**TELEGRAPH STAMPS—**

1876-81	½d. orange-red	...	...	...	43
	1d. brown	...	...	...	43
	3d. carmine	...	...	...	43
	4d. olive-green	...	...	...	44
	6d. olive-brown	...	...	...	44
	1 shilling green	...	...	...	44
	1 „ salmon	...	...	...	45
	3 „ slate-blue	...	...	...	45
	5 „ carmine	...	...	...	45
	10 „ grey-green	...	...	...	46
	£1 brown-violet	...	...	...	46
	£5 orange-vermilion	...	...	...	46

**FISCAL POSTALS—**

1881	Various Designs	...	...	...	46—50
------	-----------------	-----	-----	-----	-------

**SPECIAL ISSUE FOR USE IN LEVANT—**

1885	Various Surcharges	...	...	...	50
------	--------------------	-----	-----	-----	----

**MARGINAL VARIETIES AND ACCOUNT LETTERS—**

1888	½d. and 1d.	...	...	...	51—52
------	-------------	-----	-----	-----	-------

**BRITISH POST OFFICES IN FOREIGN COUNTRIES—**

List of Postmarks	...	...	...	...	53—54
-------------------	-----	-----	-----	-----	-------

**ADDENDA—**

Specimen Stamps	...	...	...	...	55
Statistics	...	...	...	...	55
Proofs	...	...	...	...	55
Dates of Approval	...	...	...	...	56—58
Reprints	...	...	...	...	58
Forgeries	...	...	...	...	58
Perforations	...	...	...	...	59
Unofficial Ronlettes	...	...	...	...	59
Obliterations	...	...	...	...	59—62
Firms' Initials	...	...	...	...	62
Oxford Union Society	...	...	...	...	62
Watermarks	...	...	...	...	63—64

## INTRODUCTION TO PRICES.

**Introduction.** In attempting to price every variety of English Stamps, used or unused, we are quite aware that we have started on a somewhat difficult task. We had no price list to go by, only actual experience, and, perhaps, auction reports; the latter, however, are somewhat unreliable for this reason: that prices realised by auction do not always represent the proper market value. We have very carefully revised every quotation, and at the moment of publication are perfectly willing to sell at the prices mentioned, as far as we possess the stamps. Should it in the course of time be found necessary to either raise or lower any of the rates, we reserve to ourselves the right of so doing. We are quite aware that in many cases it is mere guess-work to name any price, as in the case of imperforate stamps, used or unused, and also those varieties of which only one or two copies are known. If we have in such cases inserted a price, we have done it with a desire to make the catalogue as complete as possible, and to give an idea of what these rarities have fetched. It will always be difficult to price these stamps correctly; they will never reach their proper value, for the very reason of their scarcity.

**Unused Stamps.** THE first column represents the unused stamps. Prices in this column are meant for fair copies with gum. Specially fine copies in "mint condition" are, of course, worth more, in some cases considerably so; whereas, on the other hand, copies without gum are worth from 15 to 20% less than list price. We believe, however, that if proper attention is once paid to unused English Stamps, prices will go up by leaps and bounds, owing to the great scarcity of some of the plate numbers.

**Postmarks.** IT will surprise many to find that we have attempted to price special postmarks. Very little attention has hitherto been paid to the varieties of postmarks, not only of English Stamps, but of other countries also. The German Collector has always been very much alive to these varieties on his own stamps, and as it forms a most interesting subject, some of the rare postmarks of German Stamps having fetched very high prices indeed.

In searching for some special postmarks on English Stamps, the Collector will be surprised to find how extremely rare some of the varieties are. For instance, a red Maltese Cross on the common 1d. red imperforate, is a stamp which is very rarely met with. One can search through thousands of copies without finding a single specimen. The study of the postmarks on English Stamps is in its infancy, and it is quite likely that the proportion of prices upon which we have

decided in the present work, will be found wrong by experience. There may also be varieties other than catalogued, but we sincerely hope that every Collector who discovers new varieties, will communicate them to the publishers. We are desirous to make this work quite complete, but it is obviously impossible that completeness can be attained at the start.

**Inverted Watermarks.** We have also priced inverted watermarks. It is a strange fact that inverted watermarks in English Stamps are very rare, much rarer in fact than in any other country. This is chiefly due to the great care the Government Contractors have to take when printing the stamps, and also to the supervision of Somerset House, in not letting any sheets out, unless approved by them. Of course an inverted sheet would now and then slip through, but it is a fact that there are quite a number of plate numbers, which are not known to exist with inverted watermark. We may be wrong with our prices, they may be worth much more, but collectors have hitherto paid very little attention to inverted watermarks, and we did not consider ourselves justified in raising these prices above to-day's market value.

**Specimen Stamps.** "SPECIMEN" Stamps have not as yet been much collected by English Collectors. There has been a certain antipathy against these, and Collectors are apt to lose sight of the fact that a Specimen Stamp is really the representative copy of a Stamp, and for this reason, sheets surcharged with "Specimen," were as rule those which were printed first; they must therefore be printed in the proper shade, on the proper paper and the design must show as clearly as it is possible. Unused copies of course also represent the respective stamps, but such stamp may be second, third, or even a later print, and therefore differ in some degree from the original approved issue. Then again, fine unused copies of many stamps are extremely rare, and in every case where an unused copy is nearly unattainable, a "Specimen" copy will take its place before a used one. Collectors although not very much in favour of Specimen Stamps, have lately been obliged to pay some attention to them, and for this reason we thought it necessary to give prices, where possible.

**Used Stamps.** PRICES of these, are as nearly correct as it was possible to make them. Some quotations will be a revelation to many, and we are quite aware that we shall have to encounter a great deal of opposition with some rates, but we may mention that every price has been carefully considered and revised, and we feel confident, that even in those cases where some of our quotations will not coincide with those of other Dealers, time will prove that we are right. The prices are meant for fair used copies, but owing to the



fact that English Stamps, especially of the period from 1865-85, have been heavily postmarked, specially fine lightly-postmarked copies, will be worth up to 25% more than catalogue prices. Any Dealer is aware that out of 50 average copies, especially 4d. and 6d. values, only one really lightly postmarked copy is to be found.

**Colonial Postmarks.** VERY few Collectors are aware that British Stamps were used in the Colonies before the special issues of the various Dependencies. Here we may say that no attention whatever has been paid to these issues, and we maintain that a British Stamp used, say, in Antigua or Valparaiso, is really not a British Stamp, but an Antiguan or Peruvian Stamp. It is utterly immaterial whether the design happens to coincide with those in use in the British Islands; it might just as well have been a piece of paper with the respective postmark. The latter, in such a case, gives the stamp a new character and transfers it into a stamp belonging to the country where it is used. We have given a list as complete as it was possible to make of the various postmarks used in the Colonies, but we are sorry to say that we must confess that this is the most incomplete part of our catalogue. We propose to give a much wider scope in the next edition, and to give particulars of all the various English Stamps used in the Colonies, thus making a catalogue of its own. When we included this incomplete list we did it for the purpose of drawing collectors' attention to these colonial postmarks and to induce them to separate them from their collection proper. We are, of course, unable to price these varieties, but we propose to do so in the next edition.

**Ivory Heads.** It is with great reluctance that we decided to include this variety under the various headings. We have done so only because Stamps showing this peculiarity have always commanded a certain value, although we attach very little importance to them.

HARRY HILCKES,  
WALTER MORLEY.

---

## ERRATA.

1864, 1d. red, large coloured letters in the corners.

The Tapling collection contains an unused specimen of plate 77, which no doubt emanated from the trial sheets. It ought to be included in this Catalogue after No. 84.

Page 49, omit the line—(TWO PENCE HALFPENNY.)

„ 64, line 19—“Ireland Revenue,” read “Inland Revenue.”



fact that English Stamps, especially of the period from 1865-85, have been heavily postmarked, specially fine lightly-postmarked copies, will be worth up to 25% more than catalogue prices. Any Dealer is aware that out of 50 average copies, especially 4d. and 6d. values, only one really lightly postmarked copy is to be found.

**Colonial Postmarks.** VERY few Collectors are aware that British Stamps were used in the Colonies before the special issues of the various Dependencies. Here we may say that no attention whatever has been paid to these issues, and we maintain that a British Stamp used, say, in Antigua or Valparaiso, is really not a British Stamp, but an Antiguan or Peruvian Stamp. It is utterly immaterial whether the design happens to coincide with those in use in the British Islands; it might just as well have been a piece of paper with the respective postmark. The latter, in such a case, gives the stamp a new character and transfers it into a stamp belonging to the country where it is used. We have given a list as complete as it was possible to make of the various postmarks used in the Colonies, but we are sorry to say that we must confess that this is the most incomplete part of our catalogue. We propose to give a much wider scope in the next edition, and to give particulars of all the various English Stamps used in the Colonies, thus making a catalogue of its own. When we included this incomplete list we did it for the purpose of drawing collectors' attention to these colonial postmarks and to induce them to separate them from their collection proper. We are, of course, unable to price these varieties, but we propose to do so in the next edition.

**Ivory Heads.** It is with great reluctance that we decided to include this variety under the various headings. We have done so only because Stamps showing this peculiarity have always commanded a certain value, although we attach very little importance to them.

HARRY HILCKES,  
WALTER MORLEY.

## ERRATA.


1864, 1d. red, large coloured letters in the corners.

The Tapling collection contains an unused specimen of plate 77, which no doubt emanated from the trial sheets. It ought to be included in this Catalogue after No. 84.

Page 49, omit the line—(TWO PENCE HALFPENNY.)


„ 64, line 19—“Ireland Revenue,” read “Inland Revenue.”







(ONE PENNY).

1841, January 21st, 1d. red, wmk. , imperf.

There is no means of distinguishing between the stamps printed from the 221 plates constructed, except by varieties in the lettering which was inserted by hand punches.

(See note above).

## A. MALTESE CROSS OBLITERATION.

8	In red .....	I 0	10 0
9	„ violet .....		7 6
10	„ blue .....		3 0
<i>N.B.—The red obliteration was used till Feb. 15th, 1841. The violet and blue obliterations are no doubt unofficial</i>			
11	In black on bluish paper .....		0 1
12	„ „ „ yellowish paper .....		0 1
13	„ „ „ wmk. inverted .....		1 0
14	„ „ double letter in left hand corner .....		10 0
15	„ „ hair line through value .....		2 6

## WITH IVORY HEAD.

16	„ „ on bluish paper .....		0 9
17	„ „ white head with dark blue outline .....		1 0
18	„ „ „ „ „ pink outline .....		1 6

## B. SAME OBLITERATION, WITH NUMBER IN CENTRE.

*N.B.—This obliteration is only found on stamps cancelled in London between May, 1843, and May, 1844. There is a small cross at the top of the postmark; this also helps to distinguish between numbers 6 and 9; 1 to 12 inclusive are known so far.*

19	On bluish paper .....		1 0
20	„ „ „ with ivory head .....		1 9

## C. VARIOUS OBLITERATIONS OF 1844.

Different obliterations were used in England, Scotland and Ireland; they consisted, roughly speaking, of the Office number surrounded by straight lines. The shape of the English postmark was an ellipse. In the Scotch all lines were parallel, but the shape varied greatly. (London and Edinburgh had special cancellations). The Irish postmark was diamond shape.

## I. ENGLISH OBLITERATION.

21	In black (1d. red brown).....		0 1
22	„ blue .....		1 0
23	„ green .....		5 0
24	„ London obliteration, in black .....		0 2

# ADHESIVES OF GREAT BRITAIN

(ONE PENNY).

## II. SCOTCH OBLITERATION.

25	In black .....	0	1
26	bluish green .....	2	0

(The Edinburgh obliteration does not differ from the postmarks used throughout Scotland until about 1855; probably therefore it does not occur on the imperforated series.)

## III. IRISH OBLITERATION.

27	In black .....	0	2
28	„ bright green (very scarce).....	5	0
29	red (exceedingly scarce) .....	10	0

30	Postmarked "TOO LATE" in black .....	5	0
----	--------------------------------------	---	---

(This postmark was in use throughout the United Kingdom.)

## THE EMBOSSED SERIES.

The stamps of this series are octagonal in shape. The sixpenny and shilling values were printed in sheets of twenty, the tenpenny in sheets of twenty-four. Each stamp being struck separately, they may be found over-lapping. The die numbers are found embossed at the base of bust, either following or preceding the initials W. W. (of Wm. Wyon, the engraver). The tenpenny and one shilling were printed on unwatermarked Dickinson paper, containing two silk threads (about  $\frac{3}{8}$  or  $\frac{1}{2}$  inch apart) arranged vertically. The sixpence was printed on paper watermarked "V.R." and is without silk thread. The first issue was printed on thick yellowish paper, the later ones on thin white paper. Since about 1856 date plugs were inserted into the dies, which were then used



### I. THE ONE SHILLING GREEN, IMPERF.

1847, Die 1, approved June 25th.

1853, Die 2 approved February 8th.

With two silk threads at each side (ditto) .....



1841, January 21st, 1d. red, wmk. , imperf.

There is no means of distinguishing between the stamps printed from the 221 plates constructed, except by varieties in the lettering which was inserted by hand punches.  
(See note above).

A. MALTESE CROSS OBLITERATION.

- 8 In red .....
  - 9 „ violet .....
  - 10 „ blue .....
- N.B.—The red obliteration was used till Feb. 15th, 1841.  
The violet and blue obliterations are no doubt unofficial.*
- 11 In black on bluish paper .....
  - 12 „ „ „ yellowish paper .....
  - 13 „ „ „ wmk. inverted .....
  - 14 „ „ double letter in left hand corner .....
  - 15 „ „ *Two are through value* .....

WITH IVORY HEAD.

- 16 „ „ on bluish paper .....
- 17 „ „ white head with dark blue outline .....
- 18 „ „ „ „ „ pink outline .....

B. SAME OBLITERATION, WITH NUMBER IN CENTRE.

*N.B.—This obliteration is only found on stamps cancelled in London between May, 1842, and May, 1844. There is a small cross at the top of the postmark; this also helps to distinguish between numbers 6 and 9: 1 to 12 inclusive are known so far.*

- 19 On bluish paper .....
- 20 „ „ „ with ivory head .....

C. VARIOUS OBLITERATIONS OF 1844.

Different obliterations were used in England, Scotland and Ireland; they consisted, roughly speaking, of the Office number surrounded by straight lines. The shape of the English postmark was an ellipse. In the Scotch all lines were parallel, but the shape varied greatly. (London and Edinburgh had special cancellations. The latter postmark was diamond shape.)

I. ENGLISH OBLITERATION.

- 21 In black (1d. red brown).....
- 22 „ blue .....
- 23 „ green .....
- 24 „ London obliteration, in black .....

(ONE PENNY).

II. SCOTCH OBLITERATION.

25 In black .....	0	1
26 „ bluish green .....	2	0

*(The Edinburgh obliteration does not differ from the postmarks used throughout Scotland until about 1855: probably therefore it does not occur on the imperforate series.)*

III. IRISH OBLITERATION.

27 In black .....	0	2
28 „ bright green (very scarce).....	5	0
29 „ red (exceedingly scarce) .....	10	0
30 Postmarked "TOO LATE" in black .....	5	0

*(This postmark was in use throughout the United Kingdom.)*

**THE EMBOSSED SERIES.**

The stamps of this series are octagonal in shape. The sixpenny and shilling values were printed in sheets of twenty, the tenpenny in sheets of twenty-four. Each stamp being struck separately, they may be found over-lapping. The die numbers are found embossed at the base of bust, either following or preceding the initials W. W. (of Wm. Wyon, the engraver). The tenpenny and one shilling were printed on unwatermarked "Dickinson paper," containing two silk threads (about  $\frac{1}{8}$  or  $\frac{1}{4}$  inch apart) arranged vertically. The sixpence was printed on paper watermarked "V.R." and is without silk thread. The first issue was printed on thick yellowish paper, the later ones on thinnish white paper. Since about 1856, date plugs were inserted into the dies, which were then used for stamping envelopes and telegraph forms.



I. THE ONE SHILLING GREEN, IMPERF.

1847, Die 1, approved June 25th.

31 On yellowish white paper, issued Sept. 13th .....	60	0	25	0	1	6
--	----	---	----	---	---	---

1853, Die 2, approved February 8th.

32 On yellowish white paper, issued 1853 (?) to July, 1856 .....	60	0	25	0	2	0
33 With silk thread at each side (error) .....	60	0				
34 With two silk threads at each side (ditto) .....	60	0				
34a „ one „ „ only .....	60	0				

(ONE SHILLING).

## II. THE TENPENCE BROWN, IMPERF.

35	1848. Without die number or initials .....	£10	80	020	0
	<i>(This is the first issue before the index number was punched on the neck.)</i>				
	<b>1848, Die 1, approved May 23rd.</b>				
36	On yellowish white paper, issued Nov. 6th, 1848...	35	010	07	6
	<b>1850, Die 2, approved May 3rd.</b>				
37	On yellowish white paper .....	25	010	07	6
	<b>1853, Die 3, approved Feb. 8th.</b>				
38	On yellowish white paper .....	30	010	09	6
	<b>1853, Die 4, approved Feb. 8th.</b>				
39	On yellowish white paper, issued 1853 to Dec., 1854, and temporarily in 1863 to 1867 .....	30	015	010	6
40	Error, with silk thread at each side.....			60	0

## III. THE SIXPENCE, IMPERF., WMK. "V.R."

NO SILK THREAD.

**1854, Die 1, approved Jan. 11th.**

41	Violet on yellowish paper .....	60	020	02	6
42	" " " " " " wmk. inverted .....	60	020	02	6
42a	Reddish violet on yellowish paper .....	50	015	02	0
43	Violet on white paper, issued March 1st, 1855 .....	50	015	02	0
44	" " " " " " wmk. inverted .....	50	015	02	0
45	Reddish violet on white paper, issued 1854 to March, 1856 .....	40	010	01	6
46	Reddish violet, wmk. inverted .....	40	010	01	6

*Specimens are known with wmk. reading "R.V." (reversed), but  
- it was not thought advisable to catalogue these varieties.*

**THE LINE-ENGRAVED SERIES.***(Continued).***1848 to 1850, The Archer Roulettes  
(ld. red brown).**

Mr. Henry Archer is said to have experimented altogether on about 5000 sheets of penny stamps, some of which he purchased and distributed among his friends. The majority were destroyed. A few sheets were distributed in London, but most were sent to country offices.

## (ONE PENNY).

1848, first trial, jagged cuts of varying lengths ...	£6	80 0
1849, second trial, regular incisions .....	£6	80 0
1850, third trial, perf. 16; the perforations of some stamps operated upon at this trial are very irregular, while on the other hand, some specimens could not be distinguished from those issued in 1854. If on original envelope worth about.....		60 0

1854-55, wmk.  perforate.

B.—The dates given in brackets are the earliest known

## I. DIE 1, PERF. 16 (FEB. 24th, 1854).

0 On bluish paper .....	10 0	0 4
1 „ yellowish paper (white).....	25 0	1 6
2 „ bluish paper, wmk. inverted .....		
3 With ivory head .....		
4 Perforated twice vertically (appearing somewhat like a roulette).....		25 0

## II. DIE 1, PERF. 14 (JAN. 16th, 1855).

5 On bluish paper .....	40 0	
6 Wmk. inverted .....		

III. DIE 2 (HUMPHRYS' RETOUCH)  
(JAN. 15th, 1855.)

The two dies may be distinguished from one another by the eyelids. In die 1, the upper eyelid is very indistinct, and the lower one quite invisible. In die 2, both eyelids are well marked. The lines in the shading of the face were deepened, and slight alterations were also made in the profile of the nose and in the hair.

7 Perf. 16 (March, 1865) on bluish paper .....	25 0	
8 On yellowish paper .....	25 0	1 0
9 Wmk. inverted .....		1 6

## IV. DIE 2, PERF. 14 (MARCH 25th, 1855).

10 On bluish paper .....	30 0	
11 „ yellowish paper (white) .....	20 0	
12 With ivory head .....		
13 Wmk. inverted .....		

1855, wmk.  (ld. red brown).

## V. DIE 2, PERF. 16 (AUG. 28th, 1855).

4 On bluish paper .....	£5	
5 „ yellowish paper .....	£6	
6 Wmk. inverted .....		

COMPLETE CATALOGUE OF THE

(ONE SHILLING).

II. THE TENPENCE BROWN, IMPERF.

35	1848. Without die number or initials .....	£10	80	0	20	0
	<i>(This is the first issue before the index number was punched on the neck.)</i>					
	1848, Die 1, approved May 23rd.					
36	On yellowish white paper, issued Nov. 6th, 1848...	35	0	10	0	7
	1850, Die 2, approved May 3rd.					
37	On yellowish white paper .....	25	0	10	0	7
	1853. Die 3, approved Feb. 8th.					
38	On yellowish white paper .....	30	0	10	0	9
	1853, Die 4, approved Feb. 8th.					
39	On yellowish white paper, issued 1853 to Dec., 1854, and temporarily in 1863 to 1867 .....	30	0	15	0	10
40	Error, with silk thread at each side.....					

III. THE SIXPENCE, IMPERF., WMK. "V.R."

NO SILK THREAD.

1854, Die 1, approved Jan. 11th.

41	Violet on yellowish paper .....	60	0	20	0	2
	" " " " wmk. inverted .....	60	0			4
42a	Reddish violet on yellowish paper .....	50	0	15	0	2
43	Violet on white paper, issued March 1st, 1855 ...	50	0	15	0	2
44	" " " " wmk. inverted .....	50	0	15	0	2
45	Reddish violet on white paper, issued 1854 to March, 1856 .....	40	0	10	0	1
46	Reddish violet, wmk. inverted .....	40	0	10	0	1

*Specimens are known with wmk. reading "R.V." (reversed), but*

THE LINE-ENGRAVED SERIES.

(Continued)


1848 to 1850. The Archer Roulettes  
(1d. red brown).



Mr. Henry Archer is said to have experimented altogether on about 5000 sheets of penny stamps, some of which he purchased and distributed among his friends. The majority were destroyed. A few sheets were distributed in London, but most were sent to country offices.

(ONE PENNY).

47	1848, first trial, jagged cuts of varying lengths ...	£6	80	0
48	1849, second trial, regular incisions .....	£6	80	0
49	1850, third trial, perf. 16; the perforations of some stamps operated upon at this trial are very irregular, while on the other hand, some specimens could not be distinguished from those issued in 1854. If on original envelope worth about.....		60	0

1854-55, wmk.  perforate.

N.B.—The dates given in brackets are the earliest known dates used.

I. DIE 1, PERF. 16 (FEB. 24th, 1854).

50	On bluish paper .....	10	0	4
51	„ yellowish paper (white).....	25	1	6
52	„ bluish paper, wmk. inverted .....		1	6
53	With ivory head .....		1	0
54	Perforated twice vertically (appearing somewhat like a roulette).....		25	0

II. DIE 1, PERF. 14 (JAN. 16th, 1855).

55	On bluish paper .....	40	5	0
56	Wmk. inverted .....		7	6


III. DIE 2 (HUMPHRYS' RETOUCH)  
(JAN. 15th, 1855.)

The two dies may be distinguished from one another by the eyelids. In die 1, the upper eyelid is very indistinct, and the lower one quite invisible. In die 2, both eyelids are well marked. The lines in the shading of the face were deepened, and slight alterations were also made in the profile of the nose and in the hair.

57	Perf. 16 (March, 1865) on bluish paper .....	25	1	0
58	On yellowish paper .....	25	1	0
59	Wmk. inverted .....		1	6

IV. DIE 2, PERF. 14 (MARCH 25th, 1855).

60	On bluish paper .....	30	1	0
61	„ yellowish paper (white) .....	20	1	0
62	With ivory head .....		1	6
63	Wmk. inverted .....		2	6

1855, wmk.  (Id. red brown).

V. DIE 2, PERF. 16 (AUG. 28th, 1855).

64	On bluish paper .....	£5	2	6
65	„ yellowish paper .....	£6	2	6
66	Wmk. inverted .....		5	0

(ONE PENNY.)

## VI. DIE 2, PERF. 14 (JULY 16th, 1855).

67	On bluish paper .....	10 0	0 2
68	„ yellowish paper .....	15 0	0 1
69	With ivory head .....		1 0
70	Wmk. inverted .....		1 0
71	Twice perforated vertically (see ditto 54) .....		25 0

## 1d. ORANGE.

72	On white paper .....	60 0	5 0
73	„ bluish paper .....	15 0	2 6
74	Wmk. inverted .....		6 6

1857-58, wmk.  1d. rose-red.

## VII. DIE 2, PERF. 16.

Small quantities were issued temporarily, together with those perforated 14 during the early part of 1858. The earliest known date of use is February 24th.

75	On white paper .....	150	7 6
76	Wmk. inverted .....		12 6

## VIII. DIE 2, PERF. 14 (APRIL 18th, 1857).

77	On white paper .....	0 6	0 1
78	Wmk. inverted .....		1 0

1864, 1d. red. large coloured letters in the corners,

wmk. , perf. 14.

Lettering AA to TL. The plate number is to be found in the network at each side; plates were constructed, numbered 69 to 225, five of which were never used.

N.B.—“Specimen” stamps are worth about £1 each. Imperforated stamps of some of these plates are known to have been used; the following have been found used so far: 107, 116, 136, 145, 191. It is probably that sheets from the entire series of these plates accidentally escaped perforation from time to time, and were so issued. Any plate numbers with inverted wmk. are worth from 2/6 to 10/-, according to plate number.

## APPROVED MARCH 14th, 1861.

79 Plate 70, issued ? .....

(A few trial sheets were printed from this plate, but the latter was found defective and defaced in 1870.)

80	Plate 71, issued 1864-68 .....	1 6	0 4
81	„ 72, „ „ .....	1 6	0 3

ADHESIVES OF GREAT BRITAIN.

(ONE PENNY).

2	Plate 73, issued 1864-68	1	0	0	3
3	" 74, " " " "	1	0	0	2

APPROVED FEBRUARY 7th, 1863.

4	Plate 76, issued May 15th, 1864-68	1	0	0	2
5	" 78, " " " "	1	0	0	2
6	" 79, " " " "	1	0	0	2
7	" 80, " " " "	1	0	0	2
8	" 81, " " " "	1	0	0	2

APPROVED MARCH 1st, 1864.

9	Plate 82, issued 1864	3	6	0	4
10	" 83, " " " "	1	6	0	6
11	" 84, " " " "	1	6	0	2
12	" 85, " " " "	1	6	0	2
13	" 86, " " " "	1	6	0	2

APPROVED MARCH 7th, 1864.

14	Plate 87, issued 1864-68	1	6	0	2
----	--------------------------	---	---	---	---

APPROVED MARCH 17th, 1864.

15	Plate 88, issued 1864-68	3	6	0	6
----	--------------------------	---	---	---	---

APPROVED MARCH 22nd, 1864.

16	Plate 89, issued 1864-68	1	0	0	2
----	--------------------------	---	---	---	---

APPROVED MARCH 30th, 1864.

17	Plate 90, issued 1864-68	1	0	0	2
----	--------------------------	---	---	---	---

APPROVED APRIL 5th, 1864.

18	Plate 91, issued 1864-68	1	0	0	2
----	--------------------------	---	---	---	---

APPROVED APRIL 12th, 1864.

19	Plate 92, issued 1864-68	1	0	0	2
----	--------------------------	---	---	---	---

APPROVED APRIL 19th, 1864.

20	Plate 93, issued 1864-69	1	0	0	2
----	--------------------------	---	---	---	---

APPROVED APRIL 26th, 1864.

101	Plate 94, issued 1864-69	1	0	0	2
-----	--------------------------	---	---	---	---



(ONE PENNY.)

## VI. DIE 2, PERF. 14 (JULY 16th, 1855).

67	On bluish paper .....	10	0
68	„ yellowish paper .....	15	0
69	With ivory head .....		
70	Wmk. inverted .....		
71	Twice perforated vertically (see ditto 54) .....		

## 1d. ORANGE.

72	On white paper .....	5	0
73	„ bluish paper .....	15	0
74	Wmk. inverted .....		

1857-58, wmk.  1d. rose-red.


## VII. DIE 2, PERF. 16.

Small quantities were issued temporarily, together with those of the 14 during the early part of 1858. The earliest known issue is February 24th.

75	On white paper .....	150	
76	Wmk. inverted .....		
77	On white paper .....		
78	Wmk. inverted .....		

1864, 1d. red. large coloured letters in the corners,

wmk. , perf. 14.

 Lettering AA to TL. The plate number is to be found in the network at each side; plates were constructed, numbered 69 to 225, five of which were never used.

N.B. "Specimen" stamps are worth about £1 each. Imperforated stamps of some of these plates are known to have been used; the first being one found in London so far: 107, 116, 136, 141, 142, 143, 144, 145, 146, 147, 148, 149, 150, 151, 152, 153, 154, 155, 156, 157, 158, 159, 160, 161, 162, 163, 164, 165, 166, 167, 168, 169, 170, 171, 172, 173, 174, 175, 176, 177, 178, 179, 180, 181, 182, 183, 184, 185, 186, 187, 188, 189, 190, 191, 192, 193, 194, 195, 196, 197, 198, 199, 200, 201, 202, 203, 204, 205, 206, 207, 208, 209, 210, 211, 212, 213, 214, 215, 216, 217, 218, 219, 220, 221, 222, 223, 224, 225. It is probably that sheets from the entire series of stamps have accidentally escaped perforation from time to time, and were so issued. Any plate numbers with inverted wmk. are worth from 2/6 to 10/-, according to plate number.

## IMPROVED MARCH 14th, 1861.

79	Plate 70, issued ? .....		
	..... are printed from this plate, but the latter was found defective and defaced in 1870.)		
80	Plate 71, issued 1864-68 .....	1	6

(ONE PENNY).

82	Plate 73, issued 1864-68	.....	I	6	0	3
83	" 74, " " " "	.....	I	6	0	2

APPROVED FEBRUARY 7th, 1863.

84	Plate 76, issued May 15th, 1864-68	.....	I	0	0	2
85	" 78, " " " "	.....	I	6	0	2
86	" 79, " " " "	.....	I	6	0	2
87	" 80, " " " "	.....	I	0	0	2
88	" 81, " " " "	.....	I	0	0	2

APPROVED MARCH 1st, 1864.

89	Plate 82, issued 1864	.....	3	6	0	4
90	" 83, " " " "	.....	5	6	0	6
91	" 84, " " " "	.....	I	6	0	2
92	" 85, " " " "	.....	I	6	0	2
93	" 86, " " " "	.....	I	6	0	2

APPROVED MARCH 7th, 1864.

94	Plate 87, issued 1864-68	.....	I	6	0	2
----	--------------------------	-------	---	---	---	---

APPROVED MARCH 17th, 1864.

95	Plate 88, issued 1864-68	.....	3	6	0	6
----	--------------------------	-------	---	---	---	---

APPROVED MARCH 22nd, 1864.

96	Plate 89, issued 1864-68	.....	I	0	0	2
----	--------------------------	-------	---	---	---	---

APPROVED MARCH 30th, 1864.

97	Plate 90, issued 1864-68	.....	I	0	0	2
----	--------------------------	-------	---	---	---	---

APPROVED APRIL 5th, 1864.

98	Plate 91, issued 1864-68	.....	I	0	0	2
----	--------------------------	-------	---	---	---	---

APPROVED APRIL 12th, 1864.

99	Plate 92, issued 1864-68	.....	I	0	0	2
----	--------------------------	-------	---	---	---	---

APPROVED APRIL 19th, 1864.

100	Plate 93, issued 1864-69	.....	I	0	0	2
-----	--------------------------	-------	---	---	---	---

APPROVED APRIL 26th, 1864.

101	Plate 94, issued 1864-69	.....	I	0	0	2
-----	--------------------------	-------	---	---	---	---

COMPLETE CATALOGUE OF THE

(ONE PENNY).

APPROVED JUNE 14th, 1864.

102 Plate 95, issued 1865-69 ..... 1 0 0 2

APPROVED OCT. 5th, 1864.

103 Plate 96, issued May, 1865-69 ..... 2 6 0 2

104 „ 97, „ August, 1865-69 ..... 2 6 0 6

APPROVED MARCH 10th, 1865.

105 Plate 98, issued 1866-69 ..... 1 0 0 2

APPROVED JAN. 5th, 1866.

106 Plate 99, issued 1866-70 ..... 1 6 0 2

107 „ 100, „ „ ..... 1 6 0 6

108 „ 101, „ „ ..... 2 0 0 4

APPROVED APRIL 4th, 1866.

109 Plate 102, issued 1867-70 ..... 2 0 0 4

110 „ 103, „ „ ..... 2 0 0 6

111 „ 104, „ „ ..... 6 0 1 0

112 „ 105, „ „ (Dec.) ..... 7 6 0 6

113 „ 106, „ „ (Dec.) ..... 2 0 0 4

114 „ 107, „ „ (Dec.) ..... 2 0 0 3

APPROVED MARCH 23rd, 1868.

115 Plate 108, issued 1868-71 ..... 7 6 0 3

116 „ 109, „ „ ..... 2 0 0 3

117 „ 110, „ 1868 to June, 1871 ..... 1 0 0 4

118 „ 111, „ „ „ „ ..... 1 0 0 4

APPROVED MAY 12th, 1868.

119 Plate 112, issued 1868-71 ..... 2 0 0 3

120 „ 113, „ „ ..... 1 6 0 3

121 „ 114, „ „ ..... 10 0 0 4

122 „ 115, „ „ ..... 10 0 1 0

123 „ 116, „ „ ..... 1 0 0 3

*(One or two sheets of this plate are known to have been issued imperforate by the Cardiff Post Office in 1873.)*

APPROVED AUGUST 15th, 1868.

124 Plate 117, issued August, 1868-71 ..... 0 9 0 2

125 „ 118, „ „ ..... 1 0 0 3

126 „ 119, issued January, 1869-73 ..... 1 0 0 3

127 „ 120, „ „ 1869-74 ..... 1 0 0 2

128 „ 121, „ 1869-73 ..... 3 6 0 3

129 „ 122, „ 1869-74 ..... 1 6 0 2

130 „ 123, „ 1869-73 ..... 7 6 0 6

131 „ 124, „ „ ..... 1 0 0 2

ADHESIVES OF GREAT BRITAIN.

(ONE PENNY).

APPROVED FEB. 5th, 1869.

Plate 125, issued 1869-73	1		
" 127, " "	1		
" 129, " "	1		
" 130, " "	1		2
" 131, " "	1		6
" 132, " "	25	0	6

APPROVED MARCH 3rd, 1869.

Plate 133, issued 1870-73	1		
" 134, " 1870-77	1	0	
" 135, " 1870-74	1	0	
" 136, " "	1		0
" 137, " 1870-75	1		0
" 138, " "	1		0

APPROVED FEB. 2nd, 1870.

Plate 139, issued 1870-75	1		
" 140, " 1870-76	1	0	0
" 141, " 1870-75	1		
" 142, " "	1		3
" 143, " "	1		
" 144, " "	1		

APPROVED DEC, 23rd, 1870.

Plate 145, issued 1871-75	1		
" 146, " "	1		
" 147, " "	1		
" 148, " "	1		
" 149, " "	1		

APPROVED APRIL 24th, 1871.

Plate 150, issued Oct., 1871-77	1		
" 151, " March, 1872-77	1		
" 152, " May, 1872-77	1		
" 153, " " "	1		
" 154, " " "	1		
" 155, " " "	1		

APPROVED JAN. 12th, 1872.

Plate 156, issued Jan., 1872-77	1		
" 157, " " "	1		
" 158, " " "	1		
" 159, " " "	1		
" 160, " " "	1		

COMPLETE CATALOGUE OF THE

(ONE PENNY).

APPROVED JUNE 14th, 1864.

102 Plate 95 issued 1865-69 ..... 1

APPROVED OCT. 5th, 1864.

103 Plate 96 issued May, 1865 ..... 1  
 104 " 97, .. August, 1865-69 ..... 2

APPROVED MARCH 10th, 1865.

105 Plate 98, issued 1866-69 ..... 1

APPROVED JAN. 5th, 1866.

106 Plate 99, issued 1866-69 ..... 5  
 107 " 100, ..... 6  
 108 " 101, ..... 0

APPROVED APRIL 4th, 1866.

109 Plate 102 issued 1867-70 ..... 1  
 110 " 103, ..... 5  
 111 " 104, ..... 0  
 112 " 105, ..... 1  
 113 " 106, ..... 2  
 114 " 107, ..... 2  
 115 " 108, ..... 1

APPROVED MARCH 23rd, 1868.

115 Plate 108, issued 1868-71 ..... 1  
 116 " 109, " " ..... 1  
 117 " 110, " 1868 to June, 1871 ..... 1  
 118 " 111, " " ..... 1

APPROVED MAY 12th, 1868.

119 Plate 112, issued 1868-71 ..... 1  
 120 " 113, ..... 1  
 121 " 114, " " ..... 10  
 122 " 115, " " ..... 1  
 123 " 116, " " ..... 1

(O or two sh ts of this plate are known to have been issued

APPROVED AUGUST 15th, 1868.

124 Plate 117, issued 1868-71 ..... 0  
 125 " 118, ..... 1  
 126 " 119, ..... 1  
 127 " 120, ..... 1  
 128 " 121, ..... 1  
 129 " 122, ..... 1  
 130 " 123, ..... 1  
 131 " 124, ..... 1

(ONE PENNY).

APPROVED FEB. 5th, 1869.

132	Plate 125, issued 1869-73	1	0	0	2
133	" 127, " "	1	0	0	2
134	" 129, " "	1	0	0	2
135	" 130, " "	1	0	0	2
136	" 131, " "	1	0	0	6
137	" 132, " "	25	0	2	6

APPROVED MARCH 31st, 1869.

138	Plate 133, issued 1870-73	3	6	1	0
139	" 134, " 1870-77	1	0	0	2
140	" 135, " 1870-74	2	0	0	3
141	" 136, " "	1	6	0	3
142	" 137, " 1870-75	1	6	0	3
143	" 138, " "	3	0	0	6

APPROVED FEB. 2nd, 1870.

144	Plate 139, issued 1870-75	2	0	0	6
145	" 140, " 1870-76	1	0	0	2
146	" 141, " 1870-75	2	6	0	9
147	" 142, " "	2	6	0	3
148	" 143, " "	2	6	1	0
149	" 144, " "	2	6	0	6

APPROVED DEC, 23rd, 1870.

150	Plate 145, issued 1871-75	2	6	0	2
151	" 146, " "	1	6	0	2
152	" 147, " "	1	0	0	2
153	" 148, " "	1	6	0	2
154	" 149, " "	1	6	0	2

APPROVED APRIL 24th, 1871.

155	Plate 150, issued Oct., 1871-77	1	0	0	2
156	" 151, " March, 1872-77	1	0	0	2
157	" 152, " May, 1872-77	1	0	0	2
158	" 153, " " "	20	0	1	6
159	" 154, " " "	1	0	0	2
160	" 155, " 1872-77	2	0	0	2

APPROVED JAN. 12th, 1872.

161	Plate 156, issued June, 1872-77	1	0	0	2
162	" 157, " 1872-77	1	0	0	2
163	" 158, " "	1	6	0	2
164	" 159, " "	1	0	0	2
165	" 160, " "	1	0	0	2
166	" 161, " "	2	0	0	2

## COMPLETE CATALOGUE OF THE

(ONE PENNY).

APPROVED OCT. 24th, 1872.

167	Plate 162, issued 1873-77	1	0	0	2
168	" 163, " "	1	0	0	2
169	" 164, " "	1	0	0	2
170	" 165, " "	1	0	0	2
171	" 166, " "	0	9	0	2
172	" 167, " "	0	9	0	2

APPROVED APRIL 9th, 1873.

173	Plate 168, issued 1874-78	0	9	0	2
174	" 169, " "	0	9	0	4
175	" 170, " "	0	9	0	2
176	" 171, " "	0	6	0	2
177	" 172, " "	0	6	0	2
178	" 173, " "	0	6	0	2

APPROVED OCT. 14th, 1873.

179	Plate 174, issued 1874-79	0	6	0	2
180	" 175, " "	0	9	0	2
181	" 176, " "	0	9	0	2
182	" 177, " 1875-78 (Dec.)	0	6	0	2
183	" 178, " 1875-79	0	9	0	2
184	" 179, " "	0	9	0	2
185	" 180, " "	0	6	0	1
186	" 181, " "	0	6	0	1

APPROVED APRIL 13th, 1874.

187	Plate 182, issued 1876-79	0	6	0	1
188	" 183, " "	0	6	0	2
189	" 184, " "	0	6	0	1
190	" 185, " "	0	6	0	1
191	" 186, " "	0	6	0	1

APPROVED APRIL 20th, 1875.

192	Plate 187, issued 1876-79	0	6	0	1
193	" 188, " "	0	6	0	1
194	" 189, " "	0	6	0	1
195	" 190, " "	0	6	0	1

APPROVED SEPT. 3rd, 1875.

196	Plate 191, issued 1876-80	0	9	0	1
197	" 192, " "	0	6	0	1
198	" 193, " "	0	9	0	1
199	" 194, " "	0	6	0	1

(ONE PENNY).

## APPROVED MARCH 9th, 1876.

Plate 195, issued 1877-80	0 6	0 1
1 " 196, " "	6	0 1
2 " 197, " "	0 6	0 1
3 " 198, " "	0 6	0 1
4 " 199, " "	0 5	0 1
5 " 200, " "	0 1	0 1

## APPROVED NOV. 16th, 1876.

6 Plate 201, issued 1877-80	0 9	0 1
7 " 202, " "	0 9	0 1
8 " 203, " "	0 9	0 1
9 " 204, " "	0 9	0 1
10 " 205, " "	9	0 1

## APPROVED MAY 10th, 1877.

11 Plate 206, issued 1878-80	0 9	0 1
12 " 207, " "	0 9	0 1
13 " 208, " "	0 9	0 1
14 " 209, " "	0 9	0 1

## APPROVED NOV. 16th, 1877.

Plate 210, issued 1878-80	6	0 1
16 " 211, " "	6	0 1
17 " 212, " "	0 9	0 1

## APPROVED FEB. 25th, 1878.

8 Plate 213, issued 1870-80	0 9	0 1
" 214, " "	0 9	0 2
" 215, " "	0 1	0 1
" 216, " "	0 6	0 1

## APPROVED AUGUST 14th, 1878.

Plate 217, issued 1879-80	0	0 1
" 218, " "	6	0 2
" 219, " "	1 0	0 1
" 220, " "	0	0 2

## APPROVED DEC. 31st, 1878.

Plate 221, issued 1879-80	3 6	0 6
" 222, " "	6	0 1
" 223, " "	2 6	0 4





ADHESIVES OF GREAT BRITAIN.

11

(ONE PENNY).

APPROVED MARCH 9th, 1876.

200	Plate 195, issued 1877-80	0	6	0	1
201	„ 196, „ „	0	6	0	1
202	„ 197, „ „	0	6	0	1
203	„ 198, „ „	0	6	0	1
204	„ 199, „ „	0	5	0	1
205	„ 200, „ „	0	6	0	1

APPROVED NOV. 16th, 1876.

206	Plate 201, issued 1877-80	0	9	0	1
207	„ 202, „ „	0	9	0	1
208	„ 203, „ „	0	9	0	1
209	„ 204, „ „	0	9	0	1
210	„ 205, „ „	0	9	0	1

APPROVED MAY 10th, 1877.

211	Plate 206, issued 1878-80	0	9	0	1
212	„ 207, „ „	0	9	0	1
213	„ 208, „ „	0	9	0	1
214	„ 209, „ „	0	9	0	1

APPROVED NOV. 16th, 1877.

215	Plate 210, issued 1878-80	0	6	0	1
216	„ 211, „ „	3	6	0	1
217	„ 212, „ „	0	9	0	1

APPROVED FEB. 25th, 1878.

218	Plate 213, issued 1870-80	0	9	0	2
219	„ 214, „ „	0	9	0	2
220	„ 215, „ „	0	6	0	1
221	„ 216, „ „	0	6	0	1

APPROVED AUGUST 14th, 1878.

223	Plate 217, issued 1879-80	0	9	0	1
224	„ 218, „ „	0	6	0	2
225	„ 219, „ „	1	0	0	2
226	„ 220, „ „	1	0	0	2

APPROVED DEC. 31st, 1878.


227	Plate 221, issued 1879-80	3	6	0	6
228	„ 222, „ „	2	6	0	3
229	„ 223, „ „	2	6	0	4

(ONE PENNY).

230 Plate 224, issued 1879-80 .....	3 6	0 4
231 „ 225, „ „ .....	20 0	5 0

(The following plate numbers are known to exist with inverted watermark :—71, 72, 73, 74, 76, 78, 79, 80, 81, 83, 84, 85, 86, 87, 88, 90, 94, 95, 96, 97, 98, 99, 101, 103, 104, 105, 106, 107, 108, 111, 113, 114, 115, 117, 118, 119, 121, 125, 127, 130, 131, 133, 135, 136, 137, 140, 141, 146, 149, 150, 152, 154, 155, 157, 158, 160, 161, 162, 164, 165, 166, 167, 169, 170, 172, 173, 174, 175, 176, 177, 178, 179, 180, 181, 182, 183, 185, 186, 188, 189, 190, 192, 194, 195, 196, 197, 198, 199, 200, 201, 202, 203, 204, 205, 207, 208, 209, 210, 212, 213, 214, 215, 216, 218, 219, 220, 221.)

## THE TWO PENCE.

1840, June 1st, Die 1 (Heath) 2d. blue, wmk.  imperf.

(Plate 1, although completed May, 1840, was never hardened).

PLATE 2, COMPLETED JULY 31st,  
1840.

232 With red cancellation .....	40 0	1 6
233 „ black cancellation (Feb. 15th, 1841-44) ...		1 0
234 „ new postmark (1844 to present day, see addenda) .....		2 6
235 Wmk. inverted .....		10 0



1841, March (?) 2d. blue, wmk.,  imperf.,  
white lines added under "POSTAGE,"  
  
andover "TWO PENCE."

PLATE 3, APPROVED FEB. 25th, 1841.

„ 4, „ DEC. 6th. 1849.

(It is somewhat difficult to distinguish between these two plates. The following differences were given in March number of the *P. J. G. B.*, 1891. The letters in plate 3 are as a rule of a better shape and more correctly placed in the centre of the squares. The triangle in letter A has a proper white centre. The O is tall and thin. The position of the letters in many stamps of plate 4 is very crooked, especially the stamp TF. The triangle in letter A is coloured. The O is quite round. All copies post-marked with Maltese Cross are plate 3).

## A. MALTESE CROSS OBLITERATION.

236 In black on bluish paper .....	4 0	0 6
237 „ „ „ yellowish paper.....	6 0	0 6
238 „ „ wmk. inverted .....		2 0
239 Value printed twice (worn plate).....		3 0




(ONE PENNY).

230	Plate 224, issued 1879-80 .....	3 6	0 4
231	„ 225, „ „ „ .....	20 0	5 0

(The following plate numbers are known to exist with inverted watermark:—71, 72, 73, 74, 76, 78, 79, 80, 81, 83, 84, 85, 86, 87, 88, 90, 94, 95, 96, 97, 98, 99, 101, 103, 104, 105, 106, 107, 108, 111, 113, 114, 115, 117, 118, 119, 121, 125, 127, 130, 131, 133, 135, 136, 137, 140, 141, 146, 149, 150, 152, 154, 155, 157, 158, 160, 161, 162, 164, 165, 166, 167, 169, 170, 172, 173, 174, 175, 176, 177, 178, 179, 180, 181, 182, 183, 185, 186, 188, 189, 190, 192, 194, 195, 196, 197, 198, 199, 200, 201, 202, 203, 204, 205, 207, 208, 209, 210, 212, 213, 214, 215, 216, 218, 219, 220, 221.)

## THE TWO PENCE.

1840, June 1st, Die 1 (Heath) 2d. blue, wmk.  imperf.

(Plate 1, although completed May, 1840, was never hardened).

PLATE 2, COMPLETED JULY 31st,  
1840.

232	With red cancellation .....	40 0	1 6
233	„ black cancellation (Feb. 15th, 1841-44) ...		1 0
234	„ new postmark (1844 to present day, see addenda) .....		2 6
235	Wmk. inverted .....		10 0



1841, March (?) 2d. blue, wmk.,  imperf.,  
white lines added under "POSTAGE,"  
  
and over "TWO PENCE."

PLATE 3, APPROVED FEB. 25th, 1841.

„ 4, „ DEC. 6th. 1849.

(It is somewhat difficult to distinguish between these two plates. The following differences were given in March number of the *P. & G. B.*, 1891. The letters in plate 3 are as a rule of a better shape and more correctly placed in the centre of the squares. The triangle in letter A has a proper white centre. The O is tall and thin. The position of the letters in many stamps of plate 4 is very crooked, especially the stamp TF. The triangle in letter A is coloured. The O is quite round. All copies post-marked with Maltese Cross are plate 3).

## A. MALTESE CROSS OBLITERATION.

236	In black on bluish paper .....	4 0	0 6
237	„ „ „ yellowish paper.....	6 0	0 6
238	„ „ wmk. inverted .....		2 0
239	Value printed twice (worn plate).....		3 0

(TWO PENCE).

240	In blue .....	10 0
241	Ivory head, with bluish background .....	10 0
242	"    "    grey background .....	1 3

(N.B.—Very fine ivory heads, showing the letters in white on back as well, are worth much more.)

## B. MALTESE CROSS OBLITERATION WITH

Nos. 1 TO 12 IN CENTRE.

243	On bluish paper .....	2 0
244	Ivory head .....	2 6

C. OBLITERATION BY

(See Addenda).

245	In blue .....	7
246	"    green .....	10
247	"    red .....	10 0
248	"    black on bluish paper .....	0 2
249	"    "    yellowish paper .....	0
250	"    "    wmk. inverted .....	2 0
251	"    "    value printed twice (worn plate) .....	10
252	"    "    ivory head, bluish background .....	10
253	"    "    "    "    gray background .....	1 3

1854-55, 2d. blue, wmk. , perf. Letters AA to TL.

PLATE 4 and 5 (single copies of Plate 4 are hardly distinguishable from Plate 5)

1854, MAY \*) PERF. 16.

254	On bluish paper .....	10
255	Ivory head .....	10
256	Wmk. inverted .....	10
257	Local cancellation .....	10
258	Obliteration in blue .....	10

1855, MARCH 4. PERF. 14.

259	On bluish paper .....	£10
260	Ivory head .....	10
261	Wmk. inverted .....	10

1855, wmk.  Plate 5, thick line under "POSTAGE," and over "TWO PENCE."

1855, AUGUST 15th \*) PERF. 16.

263	On bluish paper .....	£10
-----	-----------------------	-----

\*) These are the only known dates of use.

(ONE PENNY).

230	Plate 224, issued 1879-80 .....	3	6	0	4
231	„ 225, „ .....	20	0	5	0

(The following plate numbers are known to exist with inverted watermark 71, 72, 73, 74, 76, 78, 79, 80, 81, 83, 84, 85, 86, 87, 88, 90, 94, 95, 96, 97, 98, 99, 101, 103, 104, 105, 106, 107, 108, 111, 113, 114, 115, 117, 118, 119, 121, 125, 127, 130, 131, 133, 135, 136, 137, 141, 143, 144, 150, 152, 154, 155, 157, 158, 160, 161, 162, 164, 165, 166, 167, 169, 170, 172, 173, 174, 175, 176, 177, 178, 179, 180, 181, 182, 183, 185, 186, 187, 188, 189, 190, 191, 192, 193, 194, 195, 196, 199, 200, 201, 202, 203, 204, 205, 207, 208, 209, 210, 212, 213, 214, 215, 216, 218, 219, 220, 221.

## THE TWO PENCE.

1840, June 1st. Die 1 (Heath) 2d. blue, wmk.  imperf.

Plate 1, although completed May, 1840, was never hardened).

PLATE 2, COMPLETED JULY 31st,  
1840.

232	Wmk. Maltese cross .....	1	6		
233	„ black cancellation (Feb. 15th, 1841-44) ..	1	0		
234	„ new postmark (1844 to present day, see addenda) .....	1	8		
235	Wmk. inverted .....	10	0		

1841, March (?) 2d. blue, wmk.,  imperf.,  
white lines added under "POSTAGE,"  
 andover "TWO PENCE."

PLATE 3, APPROVED FEB. 25th, 1841.

„ DEC. 6th, 1849.

(It is somewhat difficult to distinguish between these two plates. The following differences were given in March number of the *P. & G. R.*, 1891. The letters in plate 3 are as a rule of a better shape and more correctly placed in the centre of the squares. The triangle in letter A has a proper white centre. The O is tall and thin. The position of the letters in many stamps of plate 4 is very crooked, especially the stamp TF. The triangle in letter A is coloured. The O is quite round. All copies postmarked with Maltese Cross are plate 3).

## A. MALTESE CROSS OBLITERATION.

236	In black on bluish paper .....	4	0		
237	„ „ yellowish paper .....	6	0		
238	„ „ wmk. inverted .....				
239	Value printed twice (worn plate) .....	3	0		

## (TWO PENCE).

240	In blue .....	10 0
241	Ivory head, with bluish background ..	1 0
242	„ „ „ grey background .....	1 3

(N.B.—Very fine ivory heads, showing the letters in white on back as well, are worth much more.)

B. MALTESE CROSS OBLITERATION WITH  
Nos. 1 TO 12 IN CENTRE.

243	On bluish paper .....	2 0
244	Ivory head .....	2 6

C. OBLITERATION OF 1844.  
(See Addenda).

245	In blue .....	7 0
246	„ green .....	10 0
247	„ red .....	10 0
248	„ black on bluish paper .....	0 2
249	„ „ „ yellowish paper.....	0 2
250	„ „ wmk. inverted .....	2 0
251	„ „ value printed twice (worn plate) .....	3 0
252	„ „ ivory head, bluish background .....	1 0
253	„ „ „ „ grey background .....	1 3


1854-55, 2d. blue, wmk. , perf. Letters AA to TL.


PLATE 4 and 5 (single copies of Plate 4 are hardly distinguishable from Plate 5).

1854, MAY \*) PERF. 16.

254	On bluish paper .....	60 0	1 0
255	Ivory head .....		1 6
256	Wmk. inverted .....		2 6
257	Local cancellation .....		5 0
258	Obliteration in blue .....		6 0

1855, MARCH 4, PERF. 14.

259	On bluish paper .....	£10	3 6
260	Ivory head .....		4 0
261	Wmk. inverted .....		6 6

1855, wmk.  Plate 5, thick line under "POSTAGE," and over "TWO PENCE."

1855, AUGUST 15th \*) PERF. 16.

263	On bluish paper .....	£10	5 0
-----	-----------------------	-----	-----


\*) These are the only known dates of use.



(TWO PENCE).

1855, JULY 21st \*) PERF. 14.

264	On bluish paper .....	35 0	0 6
265	On yellowish paper.....	35 0	0 6
266	With ivory head.....		1 0
267	Perforated twice vertically, appearing like rouleto. ....		30 0

1857, wmk.  Plate 6, thinner line under  
"POSTAGE," and over "TWO PENCE."


MAY 12th \*) TO JULY, 1858, PERF. 16.

*(Only a few of the sheets issued during these months were thus perforated.)*

268	On bluish paper .....	£15	5 0
-----	-----------------------	-----	-----

1857, JULY 10th \*) TO AUGUST, 1858,  
PERF. 14.

269	On bluish paper .....	60 0	0 6
270	„ yellowish paper.....	60 0	0 6
271	Wmk. inverted .....		2 6
272	Imperforate (?).....		

1858, DieII (Humphrys), large coloured letter in  
the four corners, wmk.  perf. 14, 2d. pale  
blue to dark violet blue.

*(The plate numbers are to be found in the network pattern of the frame at each side. Lettering AA to TL. Thick line as in Plate 6).*

PLATE 7, APPROVED JUNE 11th, 1858.

273	Issued July, 1858, to Dec., 1859 .....	30 0	1 0
274	Wmk. inverted .....		2 6

PLATE 8, APPROVED JULY 7th, 1859.

275	Issued Sept. 29th, 1859, to June, 1861 .....	3 6	0 6
276	Wmk. inverted .....		2 0

PLATE 9, APPROVED MARCH 14th, 1861.

277	Issued June 4th, 1861, to July, 1869 .....	1 0	0 1
278	With ivory head .....		0 6

\*) These are the earliest known dates of use.

(TWO PENCE).

79 Value printed twice .....	15	0
280 Wmk. inverted .....	1	0

Plate 10 and 11 were never used.

## PLATE 12, APPROVED JAN. 1st, 1868.

281 Issued Jan. 1st to August, 1869 .....	1	6
282 Wmk. inverted .....	3	0

## PLATE 13, APPROVED MARCH 30th,

1869, same as 1858 issue, but thinner lines  
under 'POSTAGE' and over "TWO  
PENCE."

283 Issued July 30th, 1869, to August, 1873.....	1	6	0	3
284 Traces of stars in upper corners (worn plate) ...			2	0
285 Ivory head .....			0	9
286 Wmk. inverted .....				
287 Imperforate dark blue .....			25	0
288 " pale blue .....			20	0

## PLATE 14, APPROVED APRIL 24th, 1871.

289 Issued Jan. 24th, 1873, to July, 1876 .....	1	0	0	1
(A specimen of this plate is known used on May 24th, 1872).				
290 With ivory head.....				
291 Wmk. inverted .....			1	0

## PLATE 15, APPROVED SEPT. 3rd, 1875.

292 Issued July 30th, 1875-8 .....	0	0		
293 Wmk. inverted .....				
294 Wmk. inverted .....				

## THE THREE HALF PENCE.

1860, large coloured letters in the corners.

wmk.  perf. 14, Letters AA to TL.

## PLATE 1, APPROVED MAR. 22nd, 1860.

1d. rose red, issued Oct., 1870, to May, 1875. 1				
Wmk. inverted .....				

(TWO PENCE).

1855, JULY 21st to PERF. 14.

264	On bluish paper .....	35	0	10
265	On yellowish paper.....	35	0	10
266	With ivory head.....			12
267	Perforated twice vertically, appearing like roulette. ....			30

1857, wmk.  Plate 6, thinner line under  
"POSTAGE." and over "TWO PENCE."


MAY 12th to JULY, 1858. PERF. 16.

(These are perforated  
thus perforated.)

268	On bluish paper .....	£	15	5
-----	-----------------------	---	----	---

1857, JULY 10th to AUGUST, 1858.  
PERF. 14.

269	On bluish paper .....			
270	On yellowish paper .....			
271	With ivory head .....			
272	Perforated twice vertically .....			

1858, Die II (Humphrys), large coloured letter in  
the four corners, wmk.  perf. 14, 2d. pale  
blue to dark violet blue.

(These are perforated on the back of the stamp, and  
have at each side. Lettering AA to TT. Thick line at top;  
Plate 6.)

PLATE 7, APPROVED JUNE 11th, 1858.

273	On bluish paper .....			
274	On yellowish paper .....			

PLATE 8, APPROVED JULY 7th, 1859.

275	On bluish paper .....	3	6	
276	On yellowish paper .....			

PLATE 9, APPROVED MARCH 14th, 1861.

277	On bluish paper .....			
278	On yellowish paper .....			

(These are the earliest shown dates of use.)

(TWO PENCE).

279	Value printed twice .....			5	0
280	Wmk. inverted .....			1	0

Plate 10 and 11 were never used.

## PLATE 12, APPROVED JAN. 1st, 1868.

281	Issued Jan. 1st. to August, 1869 .....	7	6	1	6
282	Wmk. inverted .....			3	0

## PLATE 13, APPROVED MARCH 31st.

1869, same as 1858 issue, but thinner lines  
under "POSTAGE" and over "TWO  
PENCE."

283	Issued July 30th, 1869, to August, 1873.....	1	6	0	3
284	Traces of stars in upper corners (worn plate) ...			2	0
285	Ivory head .....			0	9
286	Wmk. inverted .....			1	0
287	Imperforate dark blue .....			25	0
288	„ pale blue .....			20	0

## PLATE 14, APPROVED APRIL 24th, 1871.

289	Issued Jan. 24th, 1873, to July, 1876 .....	1	0	0	1
	(A specimen of this plate is known used on May 24th, 1872).				
290	With ivory head.....			0	6
291	Wmk. inverted .....			1	0


## PLATE 15, APPROVED SEPT. 3rd, 1875.

292	Issued July 30th, 1876-80 .....	0	9	0	1
293	Ivory head .....			0	4
294	Wmk. inverted .....			1	0

## THE THREE HALF-PENCE.

1860, large coloured letters in the corners.



wmk.  perf. 14, Letters AA to TL.

## PLATE 1, APPROVED MAR. 22nd, 1860.

295	1½d. rose red, issued Oct., 1870, to May, 1875 ...	1	9	0	3
296	Wmk. inverted .....			2	0

(THREE HALF-PENCE.)

297 Imperforate .....	21	0	
297a ,, on bluish paper.....	60	0	

*(N.B.—Plate 1 is not numbered).*

Plate 2 was never used.

PLATE 3, APPROVED APRIL 13th, 1874.

298 Issued May, 1875, to Oct., 1880 .....	0	9	0 2
299 Wmk. inverted .....			1 6

THE ONE HALFPENNY.


1870, large coloured letters in the corners, wmk.  

 "halfpenny" (in script), extending over  
 three stamps, lettering AA to TX.

PLATE 1, APPROVED JUNE 20th, 1870.

300 Issued Sept., 1870-76.....	2	6	1 0
--------------------------------	---	---	-----

Plate 2 was never used.

PLATE 3, APPROVED JUNE 28th, 1870.

301 Issued Sept., 1870-76.....	1	0	0 6
302 Wmk. inverted .....	2	0	1 0

PLATE 4, APPROVED JUNE 28th, 1870.

303 Issued Nov., 1870-76.....	0	8	0 3
-------------------------------	---	---	-----

PLATE 5, APPROVED JULY 19th, 1870.

304 Issued Dec., 1870-76 .....	0	6	0 3
--------------------------------	---	---	-----

PLATE 6, APPROVED JULY 19th, 1870.

305 Issued Oct., 1870-76 .....	0	6	0 2
--------------------------------	---	---	-----

Plate 7 was never used.

PLATE 8, APPROVED JULY 26th, 1870.

306 Issued Dec., 1870-76 .....	1	6	0 6
--------------------------------	---	---	-----

PLATE 9, APPROVED DEC. 23rd, 1870.

307 Issued 1871 .....	40	0	7 6
-----------------------	----	---	-----

PLATE 10, APPROVED OCT. 24th, 1872.

308 Issued Aug. 1874-78 .....	0	5	0 2
-------------------------------	---	---	-----

ADHESIVES OF GREAT BRITAIN.

(ONE HALF-PENNY.)

PLATE 11, APPROVED OCT. 24th. 1872		
309 Issued Nov. 2nd, 1874-78 .....	0 4	0 1
310 Wmk. inverted .....		1 0
PLATE 12, APPROVED APRIL 13th. 1874.		
110 Issued Jan. 9th, 1875-79 .....	0 4	0 1
<i>Inverted.</i>		
PLATE 13, APPROVED APRIL 20th, 1875.		
311 Issued Aug. 29th, 1876-80.....	0 4	0 1
PLATE 14, APPROVED APRIL 20th, 1875.		
312 Issued Nov. 1st, 1877-80 .....	0 4	
PLATE 15, APPROVED NOV. 16th, 1876.		
313 Issued 1878 to.....	0 6	0 2
Plates 16, 17 and 18 were never used.		
PLATE 19, APPROVED NOV. 16th, 1876.		
314 Issued 1878 to.....		0 2
315 Wmk. inverted .....		1 0
PLATE 20, APPROVED DEC. 21st. 1878.		
316 Issued 1879 to Oct., 1880 .....	0 9	

THE SURFACE PRINTED SERIES.

1855 to 1878, printed by Messrs. Thomas De La Rue & Co.

Values issued 1855-62:—3d., 4d., 6d., 9d. and 1s.  
 .. .. 1867-78:—2½d., 3d., 10d., 2s., 5s., 10s. and £1.

THE THREE PENCE.

1862, 3d rose, small white letters in the corner,



wmk Lettering AA to TL



(Stamps lettered D or H in the lower right hand corner have a margin to the right within the perforation, while those lettered E or I in the same corner have a similar margin to the left.)

Plate 1 was never used.

(THREE HALF-PENCE.)

297 Imperforate .....	21 0
297a " on bluish paper.....	60 0

(V.B. -Plate 1 is not numbered).

Plate 2 was never used.

PLATE 3, APPROVED APRIL 13th, 1874.

298 Issued May, 1875, to Oct., 1880 .....	0 9
299 Wmk. inverted .....	

THE ONE HALFPENNY.

1870, large coloured letters in the corners, wmk.



"halfpenny" in script), extending over three stamps, lettering AA to TX.

PLATE 1, APPROVED JUNE 20th, 1870.

300 Issued June, 1870, etc. ....	2 6
----------------------------------	-----

Plate 2 was never used.

PLATE 3, APPROVED JUNE 28th, 1870.

301 Issued Sept., 1870, etc. ....	1 0
302 Wmk. inverted .....	2 0

PLATE 4, APPROVED JUNE 28th, 1870.

303 Issued Nov., 1870-76. ....	0 8
--------------------------------	-----

PLATE 5, APPROVED JULY 19th, 1870.

304 Issued Dec., 1870-71. ....	0 0
--------------------------------	-----

PLATE 6, APPROVED JULY 19th, 1870.

305 Issued May, 1870-71. ....	0 0
-------------------------------	-----

Plate 7 was never used.

PLATE 8, APPROVED JULY 26th, 1870.

306 Issued Dec., 1870-71. ....	0 0
--------------------------------	-----

PLATE 9, APPROVED DEC. 23rd, 1870.

307 Issued Dec., 1870-71. ....	0 0
--------------------------------	-----

PLATE 10, APPROVED OCT. 24th, 1872.

308 Issued Aug., 1872-73. ....	0 0
--------------------------------	-----

(ONE HALF-PENNY.)

PLATE 11, APPROVED OCT. 24th, 1872.

309 Issued Nov. 2nd, 1874-78 .....	0 4	0 1
309a Wmk. inverted .....		1 0

PLATE 12, APPROVED APRIL 13th, 1874.

310 Issued Jan. 9th, 1875-79 .....	0 4	0 1
<i>Inverted.</i>		

PLATE 13, APPROVED APRIL 20th, 1875.

311 Issued Aug. 29th, 1876-80.....	0 4	0 1
------------------------------------	-----	-----

PLATE 14, APPROVED APRIL 20th, 1875.

312 Issued Nov. 1st, 1877-80 .....	0 4	0 1
------------------------------------	-----	-----

PLATE 15, APPROVED NOV. 16th, 1876.

313 Issued 1878-80.....	0 6	0 2
-------------------------	-----	-----

Plates 16, 17 and 18 were never used.

PLATE 19, APPROVED NOV. 16th, 1876.

314 Issued 1878-80.....	0 9	0 2
315 Wmk. inverted .....		1 0

PLATE 20. APPROVED DEC. 21st, 1878.

316 Issued 1879 to Oct., 1880 .....	0 9	0 3
-------------------------------------	-----	-----



**THE SURFACE PRINTED SERIES.**

1855 to 1878, printed by Messrs. Thomas De La Rue & Co.

(Values issued 1855-62:—3d., 4d., 6d., 9d. and 1/-  
 " " 1867-78:—2½d., 8d., 10d., 2s., 5s., 10s. and £1.)

**THE THREE PENCE.**

1862, 3d. rose, small white letters in the corner,

wmk.  Lettering AA to TL.  




(Stamps lettered D or H in the lower right hand corner have a margin to the right within the perforation, while those lettered E or I in the same corner have a similar margin to the left.)

Plate 1 was never used.



(THREE PENCE).

## PLATE 2.

An impression from this plate, with net-work spandrels, was approved Oct. 17th, 1861. Specimens were sent to the Post Office, which, however, were re-called before being issued to the public, as the appearance of the stamp was not deemed satisfactory. The stock printed was destroyed, with the exception of a few sheets. The die was re-cut, the network being removed from the spandrels, and the plate re-registered March 19th, 1862. Specimen stamps are known on a highly glazed, hard bluish paper, which differs, however, materially from the safety paper of 1855-56.

317 With network spandrels, perf. ....	£20	15	0
318 " " " imperf. ....	£5		
<i>(Only known in the registered sheets.)</i>			
319 " plain spandrels, issued May 1st, 1862, to March, 1865.....	5	6	3 0 2 6
319a Wmk. inverted .....	7	6	3 0
320 Imperforate .....	30	0	
321 On thin bluish paper, perf. ....	£20		
322 " " " " imperf. ....		20	0

## PLATE 3, APPROVED AUG. 25th, 1862.

*With a small white dot immediately above the plugs, containing the letters in the lower corners.*

323 Perforate .....	£50		£50
<i>(Six sheets were printed, but only one sheet is known to have been perforated and issued.—Philbrick.)</i>			
324 Imperforate .....		150	

1865, large white letters in the corner, wmk.



perf. 14, lettering as before.

## PLATE 4, APPROVED NOV. 28th, 1864.

325 Issued March 1st, 1865, to August, 1867 .....	7	6	5 0 1 0
326 Wmk. inverted .....			5 0
327 " variety 1 (see notes on wmk.) .....			1 6
328 " " 3 " " .....			2 6
329 Imperforate .....			40 0

## PLATE 5, APPROVED OCT. 18th, 1865.

*Several sheets with emblems wmk. were printed from this plate on bluish paper, perforated and issued, but up to the present no specimens have been discovered.*

1867, large white letters in the corners, wmk.  
perf. 14, lettering as before.







## (THREE PENCE).

## PLATE 4.

330	Issued July 26th, 1867, to May, 1868 .....	35	0	10	0	2	6
331	Imperforate .....	50	0			40	0

## PLATE 5.

332	Issued March 24th, 1868, to Feb., 1871 .....	7	0	3	60	6	
333	Imperforate .....	40	0			30	0

## PLATE 6, APPROVED JUNE 8, 1868.

334	Issued Sept. 3rd, 1870, to Dec., 1871 .....	6	0	3	60	8	
335	Imperforate .....	40	0			30	0

(A specimen of plate 6 is known, used on Feb. 19th, 1870).

## PLATE 7, APPROVED FEB. 20th, 1869.

336	Issued Dec. 15th, 1871, to June, 1872 .....	7	6	3	60	8	
337	Imperforate .....	40	0			30	0

## PLATE 8, APPROVED FEB. 22nd, 1892.

338	Issued June 28th to Oct., 1872 .....	8	6	3	61	0	
-----	--------------------------------------	---	---	---	----	---	--

## PLATE 9 APPROVED APRIL 22nd, 1872

339	Issued Oct. 26th, 1872, to June, 1873.....	10	6	3	61	3	
339a	Wmk. inverted .....					2	9

## PLATE 10, APPROVED DEC. 6th, 1872

340	Issued May 30th to Aug., 1873 .....	15	0	5	01	6	
-----	-------------------------------------	----	---	---	----	---	--

## 1873, Large coloured letters in the corners, wmk.



perf. 14, lettering as before.

## PLATE 11 APPROVED, DEC. 21st, 1872.

341	Issued July 15th, 1873, to Feb., 1874.....	5	0	3	01	0	
-----	--	---	---	---	----	---	--

## PLATE 12, APPROVED JUNE 21st, 1873.

342	Issued Feb. 18th to July, 1874 .....	7	6	3	60	6	
-----	--------------------------------------	---	---	---	----	---	--

Plate 13 was never used.

## PLATE 14, APPROVED, AUG. 27th 1873.

343	Issued June 2nd, to Nov., 1874 .....	7	6	5	00	6	
-----	--------------------------------------	---	---	---	----	---	--

## PLATE 15, APPROVED NOV. 25th, 1873.

344	Issued Nov., 1874, to June, 1875.....	10	0	3	00	6	
-----	---------------------------------------	----	---	---	----	---	--

## PLATE 16, APPROVED JUNE 10th, 1874.

345	Issued March 8th, 1875, to Sept., 1876.....	10	0	3	00	9	
-----	---	----	---	---	----	---	--

## COMPLETE CATALOGUE OF THE

(THREE PENCE).

PLATE 17, APPROVED SEPT. 30th, 1874.

346 Issued July 1st, 1875, to March, 1876 ..... 7 63 01 0

PLATE 18, APPROVED JAN. 26th, 1875.

347 Issued March, 1876, to Feb., 1878 ..... 4 02 60 4

PLATE 19, APPROVED MAY 7th, 1875.

348 Issued Feb. 7th, 1878, to 1880 ..... 4 02 60 3

349 Wmk. inverted ..... 2 6

*(A specimen is known, postmarked Liverpool, Dec. 1st, 1876)*

PLATE 20, APPROVED NOV. 29th, 1878.

350 Issued April 16th, 1880, to January 1881 ..... 6 03 61 0

PLATE 21. Approved July 15th, 1880.

*Several sheets with spray wmk., were printed from this plate, perforated and issued, but no specimens have yet been found.*

1881, large coloured letters in the corners, wmk.



, perf. 14, lettering AA to TL.

PLATE 20.

351 Issued January 1st, 1881-82 ..... 6 03 61 6

PLATE 21.

352 Issued 1881-2 ..... 5 03 01 0

353 Wmk. inverted ..... 2 6

PLATE 21, Lilac surcharged "3d." in Red.

Approved November 23rd, 1882.

354 Issued January 1st, 1883, to April 1st, 1884 ..... 2 61 60 6

## THE FOUR PENCE.

1855, no letters in the corners, wmk. small  
perf. 14.

Plates 1 and 2 are indistinguishable. The former was approved July 13th, 1865, the latter Oct. 29th, 1865.

355 On thick azure safety paper, issued July 31st, 1865, to March 1866 .....	£10	40	05	0
356 On white (?) safety paper .....			30	0
357 On azure safety paper, wmk. inverted .....			10	0





(FOUR PENCE).

1856, same but wmk. medium




358	On thick azure safety paper, issued March to June, 1865.....	£15	21	0	10	0
359	On thick azure safety paper wmk. inverted .....				12	6
360	„ „ „ imperforate (?) .....					
361	„ white paper issued June 1856, to Jan. 1857... ..	£12	21	0	15	0
362	„ „ „ wmk. inverted.....				17	6
363	„ „ „ imperforate .....	40	0			

1857, same but wmk. large



364	On white paper issued Jan., 1857-65 .....	7	64	00	3	
<i>There are two printings of this stamp, one in a dark carmine tint, and the other in a much lighter colour.</i>						
365	Same wmk. inverted .....				3	6
366	„ imperforate (?) .....					

1862, small white letters in the corners,

wmk.  of 1857, perf. 14.


Lettering AA to TL. Stamps lettered F in the lower right hand corner, have a margin to the right within the perforation, while those lettered G in the same corner, have a similar margin to the left.

PLATE 3, Orange Red. Approved November 29th, 1861.

Thin figure "I" on lower tablet, right and left of letter squares.

367	Issued January 16th, 1862-64 .....	10	03	60	3	
368	Wmk. inverted .....				1	6
369	Imperforate .....	50	0			

PLATE 4, Orange Red. Approved June 7th, 1862.

 In addition to the number this plate may be distinguished from its predecessor by a thin white line crossing the outer angle of each letter block. There is also a thin figure "II" on the lower tablet, to right and left of letter squares.

370	Issued 1864, to September, 1865 .....	6	03	60	2	
371	Wmk. inverted .....				1	0
372	Imperforate .....	40	0		30	0

Plates 5 and 6 were not used.



(FOUR PENCE.)

1865, large white letters in the corners,


wmk.  of 1857, perf. 14.

PLATE 7, Orange Red. Approved June 3rd, 1865.

373 Issued August 1st, 1865, to September 1856.....	10	05	01	0
374 Wmk. inverted .....			6	0
375 Imperforate .....	40	0	30	0

PLATE 8, Orange Red. Approved Aug. 15th, 1865.


376 Issued August 1866, to July 1867 .....	7	65	00	9
377 Wmk. inverted .....			1	6
378 Imperforate .....	40	0	30	0

PLATE 9, Orange Red. Approved November  
2nd, 1866.

379 Issued June 1867, to 1868 .....	7	65	00	6
-------------------------------------	---	----	----	---

*Plate 9, with wmk. garter of 1857 inverted, cannot be distinguished from 380.*

1867, large white letters in the corners,

wmk.  of 1867, perf. 14, lettering the  
same.

380 Issued June 25th, 1867 to Sept., 1868 .....	7	65	00	6
---	---	----	----	---

PLATE 10, Dark Orange Red. Approved  
December 22nd, 1866.*(The imprimatur sheet is wmk. garter of 1857).*

381 Issued Aug. 2nd, 1868, to March, 1869 .....	12	65	01	0
382 Wmk. inverted .....			1	6

PLATE 11, Dark Orange Red. Approved  
Aug. 2nd, 1868.

383 Issued March 29th, 1869, to March, 1871 .....	6	04	00	9
384 Wmk. inverted .....			1	4
385 Imperforate .....	40	0	30	0

PLATE 12, Dark Orange Red. Approved  
Nov. 28th, 1868.

386 Issued Aug. 24th, 1870, to 1872 .....	6	03	60	4
387 Wmk. inverted .....			1	0

(FOUR PENCE).

1873, large white letters in the corners,

wmk.  of 1873, \*) perf. 14, lettering the

\*) See Addenda. same.

PLATE 12, Dark Orange Red.

388 Issued Jan. to March, 1873 ..... 6 03 60 4

PLATE 12, Pale Vermilion.

389 Issued Feb. to July 1873 ..... 8 65 00 9

390 Imperforate ..... 40 0 30 0

PLATE 13, Pale Vermilion. Approved  
Jan. 1st, 1869.*(The imprimatur is in dark orange red, on paper watermarked with garter of 1857.)*

391 Issued July 24th, 1873, to April, 1875 ..... 11 03 60 6

392 Wmk. inverted ..... 2 6

393 Imperforate ..... 40 0 30 0

PLATE 14, Pale Vermilion. Approved  
April 1st, 1869.*(The imprimatur sheet is in dark orange red, on paper watermarked with garter, 1857.)*

394 Issued Jan. 29th, 1875, to April, 1876 ..... 5 02 60 4

395 Wmk. inverted ..... 2 6

396 Imperforate ..... 40 0 30 0

*(A specimen of this stamp is known used on Dec. 8th, 1873.)*

1876, large coloured letters in the corners

wmk.  of 1873, perf. 14, lettering the

same.

PLATE 15, Vermilion. Approved  
June 10th, 1874.

397 Issued March 1st, 1876, to April, 1877 ..... 10 04 04 0

398 Wmk. inverted ..... 7 6

399 Imperforate ..... 60 0 50 0

PLATE 15, Sage Green.

400 Issued March, 1877-78 ..... 7 6

401 Wmk. inverted ..... 7 6

402 Imperforate ..... 40 0 30 0

PLATE 16, Vermilion. Approved Aug. 4th, 1874.

*(Several sheets were printed in vermilion from plate perforated and issued, but no specimens have yet been found.)*

(FOUR PENCE.)

1865, large white letters in the corners,  
wmk.  of 1857, perf. 14.

PLATE 7, Orange Red. Approved June 3rd, 1865.

373 Issued August 1st, 1865, to September 1866.....	10	05	01	0
374 Wmk. inverted .....			6	0
375 Imperforate .....	40	0	30	0


PLATE 8, Orange Red. Approved Aug. 15th, 1865.

376 Issued August 1866, to July 1867 .....				
377 Wmk. inverted .....			1	6
378 Imperforate .....	40	0	30	0

PLATE 9, Orange Red. Approved November  
2nd, 1866.

379 Issued June 1867, to March 1868 .....	7	65	00	6
---	---	----	----	---

*Plate 9, with wmk. garter of 1857 inverted, cannot be distinguished from 380.*

1867, large white letters in the corners,  
wmk.  of 1867, perf. 14, lettering the  
same.

380 Issued June 25th, 1867 to Sept., 1868 .....	7	65	00	6
---	---	----	----	---

PLATE 10, Dark Orange Red. Approved  
December 22nd, 1866.

*(The imprimatur sheet is wmk. garter of 1857).*

381 Issued Aug. 2nd, 1868, to March, 1869 .....	12	65	01	0
382 Wmk. inverted .....			1	6

PLATE 11, Dark Orange Red. Approved


383 Issued March 29th, 1866, to March, 1871 .....	6	04	0	
384 Wmk. inverted .....			1	4
385 Imperforate .....	40	0	30	0

PLATE 12, Dark Orange Red. Approved  
Nov. 28th, 1868.

386 Issued Nov. 28th, 1868, to March, 1869 .....	6	03	6	
387 Wmk. inverted .....				

(FOUR PENCE).

1873, large white letters in the corners,

wmk.  of 1873, \*) perf. 14, lettering the

\*) See Addenda. same.

PLATE 12, Dark Orange Red.

388 Issued Jan. to March, 1873 ..... 6 03 60 4

PLATE 12, Pale Vermilion.

389 Issued Feb. to July 1873 ..... 8 65 00 9

390 Imperforate ..... 40 0 30 0

PLATE 13, Pale Vermilion. Approved  
Jan. 1st, 1869.*(The imprimatur is in dark orange red, on paper watermarked with garter of 1857.)*

391 Issued July 24th, 1873, to April, 1875 ..... 6 03 60 6

392 Wmk. inverted ..... 2 6

393 Imperforate ..... 40 0 30 0

PLATE 14, Pale Vermilion. Approved  
April 1st, 1869.*(The imprimatur sheet is in dark orange red, on paper watermarked with garter, 1857.)*


394 Issued Jan. 29th, 1875, to April, 1876 ..... 5 02 60 4

395 Wmk. inverted ..... 2 6

396 Imperforate ..... 40 0 30 0

*(A specimen of this stamp is known used on Dec. 8th, 1873.)*

1876, large coloured letters in the corners,

wmk.  of 1873, perf. 14, lettering the

same.

PLATE 15, Vermilion. Approved  
June 10th, 1874.

397 Issued March 1st, 1876, to April, 1877 ..... 10 04 04 0

398 Wmk. inverted ..... 7 6

399 Imperforate ..... 60 0 50 0

PLATE 15, Sage Green.

400 Issued March, 1877-78 ..... 7 6 1 6

401 Wmk. inverted ..... 3 0

402 Imperforate ..... 40 0 30 0

PLATE 16, Vermilion. Approved Aug. 4th, 1874.

*(Several sheets were printed in vermilion from plate 16, perforated and issued, but no specimens have yet been found.)*

## COMPLETE CATALOGUE OF THE

(FOUR PENCE).

## PLATE 16, Sage Green.

403 Issued 1878 to Sept., 1880 .....	5	0	1	0
404 Wmk. inverted .....			2	6
405 Imperforate .....	40	0	30	0

## PLATE 17, Mouse Brown. Approved July 30th, 1877.

406 Issued Sept. 1st, 1880, to Jan., 1881 .....	20	0	5	0
407 Wmk. inverted .....			7	6
408 Imperforate .....	40	0	30	0

*(Error. Perforation as in issue of 1881 not 1862. Specimens are known of this error, lettered F or G in lower right corner, without margin to the left.)*

## 1881, large coloured letters in the corners, wmk.



perf. 14, lettering AA to TL, without margins within the perf.

## PLATE 17, Mouse Brown.

409 Issued Jan. 1st, 1881-83.....	7	6	1	6	0	6
410 Imperforate .....	40	0		30	0	0

## PLATE 18, Mouse Brown. Approved August 15th, 1882.

411 Issued Dec. 1882, to April, 1884.....	4	0	1	6	0	6
412 Imperforate .....	40	0		30	0	0

## THE SIX PENCE.

1856, no letters in the corners, wmk.



perf. 14.



PLATE 1, Lilac. Approved March 29th, 1856.

413 On thick azure safety paper .....						£5
414 „ Thin white paper, issued Oct. 21st, 1856, to Sept., 1862 .....	5	6		0	2	
415 Wmk. inverted.....				1	6	
416 On thin azure paper .....				10	0	

Plate 2 was not used.





(SIX PENCE).

1862, small white letters in the corners, wmk.



perf. 14, lettering AA to TL.



Stamps lettered D or H in the lower right hand corner, have a margin to the right within the perforation, while those with letters E or I in the same corners, have a margin to the left.

PLATE 3, Lilac. Approved Oct. 17th, 1861.

417 Issued Dec. 1, 1862, to Dec., 1864 .....	15	04	00	3
418 Wmk. inverted .....			1	6
419 „ „ var. 1 (see notes on wmk.) .....			2	0

PLATE 4, Lilac. Approved April 15th, 1862.

*This plate may be distinguished from plate 3, by a fine white hair line crossing the outer angle of each letter square.*

420 Issued Sept. 1864, to June, 1865 .....	30	05	02	6
421 Wmk. inverted .....			4	0
422 Imperforate .....	50	0	40	0

1865, large white letters in the corners, wmk.



perf. 14, lettering the same.



PLATE 5, Lilac. Approved Dec. 30th, 1862.

423 Issued April 1st, 1865, to May, 1867 .....	15	05	00	6
424 Wmk. inverted .....			2	0
425 „ „ var. 1 (see notes on wmk.) ...			1	6
426 „ „ var. 2 „ „ „ „ „ „ „ „ .....			1	6
427 Error without wmk. (supplied to Malta) (?) .....				

*(Mr. Philbrick, however, has never seen a copy of this stamp, used or unused).*

PLATE 6, Lilac. Approved Dec. 6th, 1865.

428 Issued April to Sept. 1867 .....	40	015	03	0
429 Wmk. inverted .....			5	6
430 Imperforate .....	50	0	60	0



1867, large white letters in the corners, wmk.

perf. 14, lettering the same.

PLATE 6.

431 Lilac, issued June 22nd, 1867. to July 31st, 1868 .....	15	05	01	0
432 „ wmk. inverted .....			2	9
433 „ imperforate .....	40	0	30	0



(SIX PENCE).

434	Bright violet, issued Aug. and Sept., 1868 .....	20	0	2	0
435	Violet, issued Sept. 25th, 1868, to April, 1869 ...	15	0	1	0
436	Wmk. inverted .....			2	9

Plate 7 being defective was not used.

PLATE 8, Violet. Approved Jan. 23rd, 1868.

437	Issued March 12th, 1869, to Nov., 1870 .....	10	04	60	6
438	Imperforate .....	40	0	30	0

(In this and all subsequent plates the hyphen between six and pence is omitted.)

PLATE 9, Violet. Approved Feb. 20th, 1869.

439	Issued Aug. 3rd, 1870, to June, 1872 .....	7	63	60	4
440	Imperforate .....	30	0	40	0

PLATE 10, Violet. Approved April 1st, 1869.

(A few sheets were printed from this plate for registration, but perforated specimens have yet to be discovered).



1872, large white letters in the corners, wmk.  
perf. 14.



PLATE 11, Dark Buff. Approved  
Jan. 5th, 1872.

441	Issued April 1st to Nov., 1872.....	10	04	02	0
-----	-------------------------------------	----	----	----	---

PLATE 11, Light Buff.

442	Issued June, 1872, to June, 1873 .....	10	03	61	6
-----	--	----	----	----	---

PLATE 12, Light Buff. Approved April 22nd,  
1872.

443	Issued Dec., 1872, to March, 1873 .....	40	010	010	6
-----	---	----	-----	-----	---

PLATE 12, Grey-Green.

444	Issued April 1st, 1873, to May, 1874 .....	10	04	01	6
-----	--	----	----	----	---

1874, large coloured letters in the corners, wmk.



perf. 14, lettering the same.

PLATE 13, Light Buff. Approved December  
21st, 1872.

445	Issued (?) .....				
-----	------------------	--	--	--	--



(SIX PENCE).

434	Bright violet, issued Aug. and Sept., 1868 .....	20 0	2 0
435	Violet, issued Sept. 25th, 1868, to April, 1869 .....	15 0	1 0
436	Wmk. inverted .....		2 9

Plate 7 being defective was not used.

PLATE 8, Violet. Approved Jan. 23rd, 1868.

437	Issued March 12th, 1869, to Nov., 1870 .....	10 04	6 0 6
438	Imperforate .....	40 0	30 0

(In this and all subsequent plates the hyphen between six and pence is omitted.)

PLATE 9, Violet. Approved Feb. 20th, 1869.

439	Issued Aug. 3rd, 1870, to June, 1872 .....	7 63	6 0 4
440	Imperforate .....	30	40 0

PLATE 10, Violet. Approved April 1st, 1869.

(A few sheets were printed from this plate for registration but perforated specimens have yet to be discovered.)

1872, large white letters in the corners, wmk.   
perf. 14.



PLATE 11, Dark Buff. Approved  
Jan. 5th, 1872.

441	Issued April 1st to Nov., 1872 .....		0 2 0
-----	--------------------------------------	--	-------

PLATE 11, Light Buff.

442	Issued June, 1872, to June, 1873 .....	10 03	6 1 6
-----	--	-------	-------

PLATE 12, Light Buff. Approved April 22nd,  
1872.

443	Issued Dec., 1872, to March, 1873 .....	40 010	0 10 6
-----	---	--------	--------

PLATE 12, Grey-Green.

444	Issued April 1st, 1873, to May, 1874 .....	10 04	0 1 6
-----	--	-------	-------

1874, large coloured letters in the corners, wmk.



perf. 14, lettering the same.

PLATE 13, Light Buff. Approved December  
21st, 1872.

445	Issued (?) .....		
-----	------------------	--	--

(SIX PENCE).

PLATE 13, Grey-Green.

446 Issued April 1st, 1874, to 1875.....7 63 00 6

PLATE 14, Grey-Green. Approved July 25th, 1873.

447 Issued 1875 to 1877 .....5 02 60 6

448 Wmk. inverted .....2 6

PLATE 15, Grey-Green, Approved July 15th, 1874.

449 Issued 1877 to May, 1878.....5 02 60 4

450 Wmk. inverted .....1 6

451 Imperforate .....40 0 30 0

PLATE 16, Grey-Green. Approved September  
10th, 1875.

452 Issued Feb., 1878, to 1880 .....5 02 60 4

PLATE 17, Grey-Green. Approved Dec. 13th,  
1877.

453 Issued 1880 .....15 04 03 0

454 Wmk. inverted .....3 6


PLATE 18, Grey-Green. Approved July 15th,  
1880.*Several sheets with spray wmk. were printed from this plate,  
perforated and issued, but no specimens have yet been  
found.*1881, large coloured letters in the corners, wmk  
 perf. 14, lettering AA to TL; no margin  
within the perforation.

PLATE 17, Grey-Green.

455 Issued Jan. 1st, 1881, to 1882 .....6 02 61 6

PLATE 18, Grey-Green.

456 Issued 1882 .....5 62 61 0

PLATE 18, Lilac, surcharged "6d" in red.  
Approved Nov. 23rd, 1882.

457 Issued Jan. 1st, 1883, to April, 1884 .....2 01 60 6

457a With only one dot under the "d" of the  
surcharge .....10 0

457b Without any dots under the "d" .....20 0

## THE NINE PENCE.

1862, small white letters in the corners, wmk.



perf. 14, lettering AA to TL.



Stamps which are lettered D or H in the lower right hand corner, have a margin to the right within the perforation, while those with letters E or I in the same corner, have a similar margin to the left.

Plate 1 was defective and never used.

PLATE 2, Bistre. Approved Nov. 14th, 1861.

458 Issued Jan. 15th, 1862, to Dec., 1865.....	15	05	04	0
459 Wmk. inverted .....			3	6

PLATE 2, Straw.

460 Issued 1862 (?).....	10	07	64	0
--------------------------	----	----	----	---

PLATE 3, Bistre. Approved May 8th, 1862.

*(This stamp is distinguished by a thin white hair line crossing the outer angle of each letter block. The hair line is slightly thicker than in the 4d, 6d., or 1/- of 1862.)*

461 Issued 1865 .....	£25		£25	
462 Imperforate .....	£25			

1865, large white letters in the corners, same wmk., perf. 14, lettering the same.

PLATE 4, Dark Straw. Approved Feb. 27th, 1865.

463 Issued Dec. 1st, 1867, to March, 1867 .....	35	0	7	6
464 Wmk. inverted.....			9	6
465 Straw, imperforate (?) .....				

PLATE 5, Bistre. Approved April 24th, 1866.

466 Issued 1866 (?).....	£50			
--------------------------	-----	--	--	--

*(Only the surplus sheets from the copies printed for registration were issued.)*

1867, large white letters in the corners, wmk.



perf. 14, lettering the same.

PLATE 4, Straw.

467 Issued 1867, to Sept., 1877 .....	10	04	02	6
468 Wmk. inverted .....			5	0

THE ONE SHILLING.

1856, no letters in the corners, wmk. perf.



PLATE 1, Green. Approved June 27th, 1856.

469 On thin white paper .....	20	0	5	0	0	8
469a Wmk. inverted .....						6

1862, small white letters in the corners, wmk. perf. 14, lettering AA to TL.



Stamps having the letters D or H in the lower right-hand corners have a margin to the right within the perforation, while those lettered E or I, in the same corners, have a similar margin to the left.

PLATE 2 numbered 1 by mistake, Green. Approved May 8th, 1862.

470 Issued Oct., 1862, to Feb., 1865 .....	15	0	4	0	1	0
471 Wmk. inverted .....						1
472 " " var. 1 (see notes on wmk.) .....						1
473 " " var. 2 (see notes on wmk.) .....						9

(The "K" variety is so called on account of a white circle round the letter K in the lower left corner of the stamp (see note on the right-hand upper corner of the square containing the left-hand plate number).

474 Imperforate ..... £5

PLATE 3 numbered 2 by mistake), Green. Approved June 16th, 1862.

(Thin white hair lines crossing the outer angle of each block.)

475 Imperforate .....						
476 Imperforate .....						£10

1865, large white letters in the corners, wmk. perf. 14, lettering the same



PLATE 4, Green. Approved Nov. 28th, 1865.

477 Imperforate .....						00
478 Imperforate .....						6
479 " " var. 1 (see notes on wmk.) .....						1
480 " " var. 2 (see notes on wmk.) .....						0
481 Imperforate .....	60	0				

THE NINE PENCE.

1862, small white letters in the corners, wmk.

perf. 14, lettering AA to TL.



Stamps which are lettered D or H in the lower right hand corner, have a margin to the right within the perforation, while those with letters E or I in the same corner, have a similar margin to the left.

Plate 1 was defective and never used.

PLATE 1. Haze. Approved Nov 14th, 1861.

- 458 Issued Jan. 15th, 1862, to Dec., 1865..... 15 05
- 459 Wmk. inverted .....

PLATE 2, Straw.

- 460 Issued 1862 (?). .... 10 07

PLATE 3, Bistre. Approved May 8th, 1862.

*(This stamp is distinguished by a thin white hair line crossing the outer angle of each letter block. The hair line*

- 461 Issued only .....
- 462 Wmk. inverted .....

1865, large white letters in the corners, same wmk, perf. 14, lettering the same

PLATE 4, Dark Straw. Approved Feb. 27th, 1865.

- 463 Issued Dec. 1st, 1865, to Dec. 31st, 1865..... 10 00
- 464 Wmk. inverted .....
- 465 Wmk. inverted .....

PLATE 5, Bistre. Approved April 24th, 1866.

- 466 Issued only .....
- 467 Wmk. inverted .....

1867, large white letters in the corners, wmk.



perf. 14, lettering the same.

PLATE 6, Haze.

- 468 Issued only .....
- 469 Wmk. inverted .....

THE ONE SHILLING.





1856, no letters in the corners, wmk.   perf. 14



PLATE 1, Green. Approved June 27th, 1856.

469 On thin white paper .....	20	05	00	8
469a Wmk. inverted .....			1	6

1862, small white letters in the corners, wmk.   perf. 14, lettering AA to TL.



Stamps having the letters D or H in the lower right-hand corners have a margin to the right within the perforation, while those lettered E or I, in the same corners, have a similar margin to the left.

PLATE 2 (numbered 1 by mistake), Green. Approved May 8th, 1862.

470 Issued Oct., 1862, to Feb., 1865 .....	15	04	01	0
471 Wmk. inverted .....			1	6
472 " " " var. 1 (see notes on wmk.) .....			1	9
473 "K" variety .....	£5		40	0

(The "K" variety is so called on account of a white circle round the letter K in the lower left corner of the stamp lettered KD. The one lettered NA has two dots in the right-hand upper corner of the square containing the left-hand plate number).

474 Imperforate .....	£5			
-----------------------	----	--	--	--

PLATE 3 (numbered 2 by mistake), Green. Approved June 16th, 1862.

(Thin white hair lines crossing the outer angle of each block.)

475 Perforate (?) .....				
476 Imperforate .....	£10			



1865, large white letters in the corners, wmk.   perf. 14, lettering the same.



PLATE 4, Green. Approved Nov. 28th, 1865.

477 Issued Feb. 1865, to Sept., 1867 .....	15	04	00	6
478 Wmk. inverted .....			0	9
479 " " " var. 1 (see notes on wmk.) .....			1	0
480 " " " 2 " " " .....			1	0
481 Imperforate .....	60	0		



(ONE SHILLING).

PLATE 5, Green. Approved March 28th, 1866.

*(A few sheets with emblems wmk. were printed from this plate for registration, but perforated specimens have not yet been discovered).*

1867, large white letters in the corners,


wmk.  perf. 14, lettering the same.

PLATE 4, Green.

482 Issued Aug., 1867, to Oct., 1871 .....	10	63	00	4
483 Wmk. inverted .....			1	6
484 Imperforate .....	50	0		

PLATE 5, Green.

485 Issued June, 1871, to Aug., 1872 .....	10	63	01	0
--	----	----	----	---

PLATE 6, Green. Approved Feb. 20th, 1869.

486 Issued July 27th, 1872 to April, 1873 .....	25	05	04	0
---	----	----	----	---

PLATE 7, Green. Approved Sept. 30th, 1872.

487 Issued March 28th, to Nov., 1873 .....	20	05	03	0
--	----	----	----	---

1873, large coloured letters in the corners,


wmk.  perf. 14, lettering the same.

PLATE 8, Green. Approved Sept. 30th, 1872.

488 Issued Sept. 1873, to Nov., 1874 .....	21	04	03	0
--	----	----	----	---

PLATE 9, Green. Approved July 10th, 1873.

489 Issued July, 1874, to 1875.....	15	04	03	0
-------------------------------------	----	----	----	---

PLATE 10, Green. Approved Nov. 25th, 1873.

490 Issued Oct. 10th, 1874, to 1875 .....	15	04	03	0
---	----	----	----	---

PLATE 10, Blue Green.

491 Issued 1875 .....	15	04	03	0
-----------------------	----	----	----	---

PLATE 11, Green. Approved April 23rd, 1874.

492 Issued April 30th, 1876.....	15	04	03	0
----------------------------------	----	----	----	---

PLATE 12, Green. Approved Oct. 30th, 1874.

493 Issued Feb. 11th, 1876, to 1878 .....	10	03	00	6
---	----	----	----	---



(ONE SHILLING).

PLATE 5, Green. Approved March 28th, 1866.

*(A few sheets with emblems wmk. were printed from this plate for registration, but perforated specimens have not yet been discovered).*

1867, large white letters in the corners,

wmk.  perf. 14, lettering the same.

PLATE 4, Green.

482	Issued Aug., 1867, to Oct., 1871	10 05	00	4
483	Wmk inserted		1	0
484	Imperforate	10 00		

PLATE 5, Green.

485	Issued June, 1871, to Aug., 1872	10 03	00	0
-----	----------------------------------	-------	----	---

PLATE 6, Green. Approved Feb. 20th, 1869.

486	Issued July 17th, 1872 to March, 1873	13 05	04	0
-----	---------------------------------------	-------	----	---

PLATE 7, Green. Approved Sept. 30th, 1872.

487	Issued March 28th, to Nov., 1873	09 05	03	0
-----	----------------------------------	-------	----	---

1873, large coloured letters in the corners,

wmk.  perf. 14, lettering the same.

PLATE 8, Green. Approved Sept. 30th, 1872.

488	Issued Sept., 1873, to Nov., 1874	21 04	03	0
-----	-----------------------------------	-------	----	---

PLATE 9, Green. Approved July 15th, 1873.

489	Issued July, 1874, to 1875	15 04	03	0
-----	----------------------------	-------	----	---

PLATE 10, Green. Approved Nov. 25th, 1873.

490	Issued Oct. 10th, 1874, to 1875	15 04	03	0
-----	---------------------------------	-------	----	---

PLATE 10, Blue-Green.

491	Issued 1875	15 04	03	0
-----	-------------	-------	----	---

PLATE 11, Green. Approved April 23rd, 1874.

492	Issued April 20th, 1875	15 04	03	0
-----	-------------------------	-------	----	---

PLATE 12, Green. Approved Oct. 30th, 1874.

493	Issued Feb. 17th, 1876, to 1878	10 03	00	6
-----	---------------------------------	-------	----	---

(ONE SHILLING).

PLATE 13, Green. Approved April 23rd, 1875.

494 Issued Sept., 1877, to 1880 .....	10 0 2	6 0	6
495 Wmk. inverted .....		1	6

PLATE 13, Salmon. Approved Jan. 4th, 1881.

496 Issued Jan. 1st, 1880, to June 1881 .....	15 0 4	0 5	0
497 Wmk. inverted .....	20 0	7	6

PLATE 14, Green. Approved Dec. 20th, 1875.

*Several sheets were printed in green from this plate, perforated and "presumably" issued, but no specimens have yet been seen.*

1881, large coloured letters in the corners,


wmk. , perf. 14, lettering the same.

PLATE 13, Red Brown.

498 Issued June 15th, 1881, to 1883 .....	7 6 3	0 1	0
499 Wmk. inverted .....		2	6

*(Several sheets were printed in lilac from plates 13 and 14, and perforated, but used specimens have not yet been found. The imprimatur sheets are also registered in this colour as well as in green.)*

PLATE 14, Red Brown.

500 Issued 1883, to 1884 .....	7 6 3	0 1	6
--------------------------------	-------	-----	---

THE TWO PENCE HALFPENNY.



1875, large coloured letters in the corners,


wmk.  lettering AA to TL; no margin within the perforation.

PLATE 1, Lilac Rose. Approved March 30th, 1875.

501 On bluish paper, issued July, 1875 .....	15 0 3	0 1	0
502 " " " " wmk. inverted .....		5	0
503 " white paper, issued 1875 .....	20 0	1	6

PLATE 2, Lilac Rose. Approved March 30th, 1875.

504 Issued 1875 .....	10 0 3	0 1	6
505 Imperforate .....	40 0		

(TWO PENCE HALFPENNY.)

PLATE 3, Lilac Rose. Approved June 10th, 1875.

506 Issued 1876 .....	20	04	02	6
506a Wmk. inverted .....			4	0

*Plates 4 and 5 were printed in lilac rose, on paper water-marked with small anchor, and a few sheets presumably issued, but specimens have not yet been discovered. Plate 4 and 5 were approved on July 13th, 1875, and plate 6 on May 3rd, 1876.*

1876, large coloured letters in the corners,


 wmk.  perf. 14, lettering AA to PL.

PLATE 3, Lilac Rose.

507 Issued June to Aug. 1876 .....	80	0	4	0
------------------------------------	----	---	---	---

PLATE 4, Lilac Rose.

508 Issued July 29th, 1876, to April, 1877 .....	7	6	1	0
509 Wmk. inverted .....			2	6
510 Imperforate .....	40	0		

PLATE 5, Lilac Rose.

511 Issued 1876, to 1877 .....	10	0	0	9
512 Wmk. inverted .....			2	6

PLATE 6, Lilac Rose.

513 Issued Jan. 4th, to August, 1877.....	10	0	0	9
514 Wmk. inverted .....			2	6

PLATE 7, Lilac Rose. Approved Sept. 11th, 1876.

515 Issued May 18th, to Oct., 1877 .....	6	0	0	6
516 Wmk. inverted .....			1	6

PLATE 8, Lilac Rose. Approved April 5th, 1877.

517 Issued Oct. 5th, 1877, to 1878.....	7	6	0	4
518 Wmk. inverted .....			1	6

PLATE 9, Lilac Rose. Approved July 11th, 1877.

519 Issued Dec. 31st, 1877, to May, 1878.....	7	6	0	6
520 Wmk. inverted .....			1	6

PLATE 10. Approved Sept. 20th, 1877.

521 Issued Feb. 7th, to Sept., 1878 .....	12	6	1	0
---	----	---	---	---

PLATE 11, Lilac Rose. Approved Dec. 13th, 1877.

522 Issued August, 1878, to Feb. 1879 .....	7	6	0	4
---	---	---	---	---



(TWO PENCE HALFPENNY.)

PLATE 3. Lilac Rose. Approved June 10th, 1875.

506 Issued 1876 .....	20	0	4	0	2	16
506a Wmk. inverted .....				4		0

*Plates 4 and 5 were printed in lilac rose, on paper marked with small anchor, and a few sheets presumably issued, but specimens have not yet been discovered. Plate 4 and 5 were approved on July 13th, 1875, and plate 6 on May 3rd, 1876.*

1876, large coloured letters in the corners,

 wmk.  perf. 14. lettering AA to PL.

PLATE 3, Lilac Rose.

507 Issued June to Aug. 1876 .....				4		0
------------------------------------	--	--	--	---	--	---

PLATE 4. Lilac Rose.

508 Issued July 20th, 1876 to April, 1877 .....	7	6			1	0
509 Wmk. inverted .....					2	6
510 Imperforate .....						

• PLATE 5. Lilac Rose.

511 Issued 1876, to 1877 .....	10	0			0	9
512 Wmk. inverted .....					2	6

PLATE 6, Lilac Rose.

513 Issued Jan. 4th. to August, 1877.....					0	9
514 Wmk. inverted .....						

PLATE 7, Lilac Rose. Approved Sept. 10th, 1876.

515 Issued May 1876, to Dec. 1877 .....					0	6
516 Wmk. inverted .....					1	6

PLATE 8, Lilac Rose. Approved April 20th, 1877.

517 Issued Oct. 5th, 1877, to 1878.....					0	4
518 Wmk. inverted .....					1	6

PLATE 9, Lilac Rose. Approved July 11th, 1877.

519 Issued Dec. 31st, 1877, to May, 1878.....					0	6
520 Wmk. inverted .....					1	6

PLATE 10. Approved Sept. 20th, 1877.

521 Issued Feb. 20th to Sept. 1878 .....					1	0
--	--	--	--	--	---	---

PLATE 11, Lilac Rose. Approved Dec. 13th, 1877.

522 Issued August, 1878, to Feb. 1879 .....						
---	--	--	--	--	--	--

(TWO PENCE HALFPENNY.)

PLATE 12, Lilac Rose. Approved April 30th, 1878.			
523 Issued Oct., 1878, to April 1879 .....	7	6	0 6
PLATE 13, Lilac Rose. Approved August 22nd, 1878.			
524 Issued Dec., 1878, to July, 1879 .....	7	6	0 3
PLATE 14, Lilac Rose. Approved Nov. 15th, 1878.			
525 Issued April, 1879, to Sept. 1879 .....	5	0	0 3
PLATE 15, Lilac Rose. Approved March 19th, 1879.			
526 Issued June, 1879-80 .....	5	0	0 2
527 Wmk. inverted .....			1 6
PLATE 16, Lilac Rose. Approved June 26th, 1879.			
528 Issued Oct. 1879-80 .....	5	0	0 3
529 Wmk. inverted .....			1 6
PLATE 17, Lilac Rose. Approved Sept. 19th, 1879.			
530 Issued 1879-80 .....	15	0	5 0
PLATE 17, Blue.			
531 Issued June, 1880 .....	5	0 <sup>2</sup>	6 1 0
532 Wmk. inverted .....			2 6
PLATE 18, Blue. Approved Jan. 22nd, 1880.			
533 Issued June, 1880, to March, 1881 .....	5	0	0 6
534 Wmk. inverted .....			1 0
PLATE 19, Blue. Approved April 6th, 1880.			
535 Issued Sept., 1880, to April, 1881 .....	3	6	0 6
PLATE 20, Blue. Approved May 28th, 1880.			
536 Issued Nov., 1880, to May, 1881 .....	3	6	0 4
537 Wmk. inverted .....			1 6



(TWO PENCE HALFPENNY.)


1881, large coloured letters in the corners,  
wmk.  perf. 14, lettering AA to PL, no  
margin within the perforation.

PLATE 21, Blue. Approved Feb. 3rd, 1881.

538 Issued April 8th, to Nov., 1881 ..... 5 0 I 0

PLATE 22, Blue. Approved June 11th, 1881.

539 Issued Nov., 1881, to May, 1884 ..... I 6 0 3

540 Wmk. inverted ..... I 0

PLATE 23, Blue. Approved August 20th, 1881.

541 Issued December, 1881, to June, 1884 ..... I 0 I 00 I

542 Wmk. inverted ..... I 0

### THE EIGHT PENCE.

1876, large coloured letters in the corners, wmk.



of 1873, perf. 14, lettering AA to  
TL.

Stamps lettered F in the lower right-hand corner have a margin to the right within the perforation, while those with G in the same corner have a similar margin to the left.

PLATE 1, Orange Yellow.

543 Issued 1876, to Oct., 1880 ..... 6 02 62 6

544 Imperforate ..... 40 025 0

PLATE 2, Orange Yellow. Approved Sept. 11th,  
1876.

*(A few sheets printed from this plate were perforated and possibly issued, but specimens have as yet not been found.)*

### THE TEN PENCE.

1867, large white letters in the corners, wmk.



perf. 14, lettering AA to TL.

Stamps lettered D or H in the lower right-hand corner have a margin to the right within the perforation, while those with E or I in the same corner have a similar margin to the left.

ADHESIVES OF GREAT BRITAIN.

5

(TEN PENCE.)

PLATE 1, Dark Red-Brown. Approved

March 23rd, 1867.

545 Issued July 1st, 1867, to 1873 .....

546 Wmk: inverted .....

Same, with wmk.

547 Dark red brown, issued .....

(The imprimatur sheet, dated April 22nd, 1869, is on sprav paper.)

PLATE 1. Pale Red-Brown.

548 Issued 1873 to Sept., 1877 .....

PLATE 2. Red-Brown. Approved Aug. 30th, 1867.

549 Issued 1868 .....

THE TWO SHILLINGS.

1867, large white letters in the corners, wmk.



perf. 14, lettering AA to TL.

Stamps lettered D or H in the lower right-hand corner have a margin to the right within the perforation, while those lettered T or I in the same corner have a similar margin to the left.

PLATE 1. Blue. Approved April 6th, 1867.

PLATE 2. Pale Blue.

PLATE 1. Dark Blue.

Plate 2 was spoiled, and consequently never printed from or registered.)

PLATE 3. Blue. Approved Jan. 23rd, 1868.

PLATE 1, Red-Brown.

£25



(TEN PENCE.)

PLATE 1, Dark Red-Brown. Approved  
March 23rd, 1867.

545 Issued July 1st, 1867, to 1873 .....	7	64	02	6
546 Wmk. inverted .....			5	0

Same, with wmk.



547 Dark red brown, issued .....				£25
<i>(The imprimatur sheet, dated April 22nd, 1869, is on spray paper.)</i>				

PLATE 1, Pale Red-Brown.

548 Issued 1873 to Sept., 1877 .....	7	65	02	6
--------------------------------------	---	----	----	---

PLATE 2, Red-Brown. Approved Aug. 30th, 1867.

549 Issued 1868 .....				£20
-----------------------	--	--	--	-----

THE TWO SHILLINGS.

1867, large white letters in the corners, wmk.



perf. 14, lettering AA to TL.

Stamps lettered D or H in the lower right-hand corner have a margin to the right within the perforation, while those lettered T or L in the same corner have a similar margin to the left.

PLATE 1, Blue. Approved April 6th, 1867.

550 Issued July 1st, 1867 .....	15	04	01	0
551 Wmk. inverted .....			5	0

PLATE 1, Pale Blue.

552 Issued 1873 .....	17	65	02	0
553 Wmk. inverted .....			7	6

PLATE 1, Dark-Blue.

554 Issued Sept., 1868 .....	20	05	02	6
555 Wmk. inverted .....			7	6

(Plate 2 was spoiled, and consequently never printed from or registered.)

PLATE 3, Blue. Approved Jan. 23rd, 1868.

556 Issued 1868 (?).....				£25
--------------------------	--	--	--	-----

PLATE 1, Red-Brown.

557 Issued Jan. 1st to Oct., 1880 .....	60	0	35	0
---	----	---	----	---

## THE FIVE SHILLINGS.



1876, large white letters in the corners, wmk. perf.  $15\frac{1}{2}$  by 15. Lettering AA to HJ, no margin within the perforation.

PLATE 1, Rose. Approved April 18th, 1867.

558 Issued July 1867, to 1874 ..... 20 07 61 6

PLATE 2, Rose. Approved July 5th, 1867.

559 Issued 1874, to 1882 ..... 30 01 01 01 6

(Plate 3 was injured in the construction, and consequently not used).

PLATE 4, Rose. Approved Nov. 28th, 1874.

*Several sheets with Maltese Cross watermark, were printed from plate 4 and perforated, but no specimens have yet been found.*

1882, same, wmk. large  perf. 14. Lettering AA to NH.

PLATE 4, Rose.

560 On white paper issued Oct. 1882 ..... 50 03 01 15 0

561 „ bluish „ „ 1883..... 40 01 10 0

## THE TEN SHILLINGS.


1878, large white letters in the corners, wmk.  perf.  $15\frac{1}{2}$  by 15. Lettering AA to HJ.

PLATE 1, Greenish-Grey. Approved August 6th, 1878.

562 Issued Sept. 25th, 1878, to May 1883..... 50 01 15 01 5 0


1883, same, wmk. large  perf. 14.

PLATE 1, Greenish-Grey.

563 On white paper, issued May, 1883 ..... 60 02 25 02 5 0

564 „ bluish „ „ 1883, to April, 1884..... 25 0

THE ONE POUND.

1878, large white letters in the corners. wmk.   
perf. 15½ by 15. Lettering AA to HJ.

PLATE 1, Brownish-Violet. Approved August  
6th, 1878.

565 Issued Sept. 25th, 1878, to Nov. 1882 ..... 90 0 30 0 25 0

1888, same, wmk. large  perf., 14.

Plate 1, Brownish-Violet.

566 On white paper, issued Nov., 1882, to Nov., 1883.. 6 40 0 35 0

567 „ bluish „ „ „ 1883, to April, 1884. 35 0

1880, large coloured letters in the corners, wmk.

 perf. 14, lettering AA to TL.

1½d. Red-Brown.

 Plate 1 was Approved Oct. 28th, 1879. but the stamps  
printed from the 33 plates constructed have no  
distinctive marks.

568 Issued Jan. 1st, 1880 to 1881 ..... 0 20 90 1

569 Wmk. inverted ..... 0 20 90 1

570 Imperforate ..... 40 0

1880-81, no letters in the corners, wmk.   
perf. 14.

 Plate 1 was approved August 23rd, 1880.

571 Pale green, issued Oct. 1880, to 1882 ..... 0 40 90 1

572 Dark green, issued 1882, to 1884 ..... 0 4 0 1

1½d. Red-Brown.

 Plates 1 and 2 were approved Aug. 21st,

573 Issued Oct. 1880, to 1884..... 0 6 1 0 2

## THE FIVE SHILLINGS.

1876, large white letters in the corners, wmk.



perf.  $15\frac{1}{2}$  by 15. Lettering AA to HJ, no margin within the perforation.

PLATE 1, Rose. Approved April 18th, 1867.

558 Issued July 1867, to 1874 ..... 20 07 61 6

PLATE 2, Rose. Approved July 5th, 1867.

559 Issued 1874, to 1881 ..... 30 010 01 6

PLATE 3, (see heading at the commencement, and frequently not used).

PLATE 4, Rose. Approved Nov. 28th, 1871.

*Several sheets with Maltese Cross watermark, ~~was~~ printed from plate 4 and perforated, but no specimens have yet been found.*

1882, same, wmk. large  perf. 14. Lettering AA to NH.

PLATE 5, Rose.

560 On white paper issued Oct. 1882 ..... 50 030 015 0

561 „ bluish „ „ 1883 ..... 40 0 10 0

## THE TEN SHILLINGS.

1878, large white letters in the corners, wmk.  perf.  $15\frac{1}{2}$  by 15. Lettering AA to HJ.

PLATE 1, Greenish-Grey. Approved August

562 Issued Sept. 25th, 1878, to May 1881 ..... 50 015 015 0

1883, same, wmk. large  perf. 14.

PLATE 1, Greenish-Grey.

563 On white paper, issued May, 1883 ..... 60 025 025 0

564 „ bluish „ „ 1883, to April, 1884 ..... 25 0

THE ONE POUND.


1878, large white letters in the corners, wmk.   
 perf. 15½ by 15. Lettering AA to HJ.

PLATE 1, Brownish-Violet. Approved August  
 6th, 1878.

565 Issued Sept. 25th, 1878, to Nov. 1882 ..... 90 0 30 0 25 0


1888, same, wmk. large  perf., 14.

Plate 1, Brownish-Violet.

566 On white paper, issued Nov., 1882, to Nov., 1883. £6 40 0 35 0

567 „ bluish „ „ 1883, to April, 1884. 35 0

1880, large coloured letters in the corners, wmk.

 perf. 14, lettering AA to TL.




1d. Red-Brown.

Plate 1 was Approved Oct. 28th, 1879, but the stamps  
 printed from the 33 plates constructed have no  
 distinctive marks.

568 Issued Jan. 1st, 1880 to 1881 ..... 0 20 90 1

569 Wmk. inverted ..... 1 0

570 Imperforate ..... 40 0

1880-81, no letters in the corners, wmk.   
 perf. 14.



½d. Green.

Plate 1 was approved August 23rd, 1880.

571 Pale green, issued Oct. 1880, to 1882 ..... 0 40 90 1

572 Dark green, issued 1882, to 1884 ..... 0 4 0 1



1½d. Red-Brown.

Plates 1 and 2 were approved Aug. 21st,  
 1868.

573 Issued Oct. 1880, to 1884..... 0 61 00 2





2d. Rose.

Plates 1 and 2 were approved Sept. 13th, 1880.

574	Pale rose, Nov. 1880, to 1882 .....	0	91	00	3
575	Dark rose, issued 1882, to 1884 .....	0	91	00	2




5d. Black-Violet.

Plate 1 was approved Feb. 28th, 1881.

„ 2 „ „ Oct. 10th, 1883.

576	Issued, March 1881, to 1884 .....	2	01	60	6
-----	-----------------------------------	---	----	----	---

*The following number of plates were used for the various values:—½d. green, six plates; 1½. red-brown, two plates; 2d. rose, two plates; 5d. black-violet, two plates. Stamps printed from the various plates cannot, however, be distinguished.*

1881. with 14 pearls in corners, wmk.  perf.

1d. Lilac. **14.**



Plate 1 was approved May 25th, 1881.

577	Pale, issued June 28th, 1881, to 1882 .....	1	6	0	4
577a	Dark „ „ „ .....	2	6	0	6
578	Imperforate.....	40	0		

1d. with 16 pearls in corners. Plate 9 was approved Oct. 14th, 1881.

579	Pale lilac, issued Dec., 1881, to 1882 .....	0	2	0	1
580	Dark lilac, issued 1882 .....	0	2	0	1
581	Wmk. inverted .....	0	6	0	6
582	Imperforate .....	40	0		

*(For Control Letters and other varieties see addenda.)*

1882-84. large coloured letters in the corners, perf. 14, no margin within perforation.

TWO SHILLINGS AND SIXPENCE, Lilac.

Approved June 19th, 1883. Wmk.

large  lettering AA to NH.

583	On bluish paper, issued July 1st, 1883-85 .....	20	010	05	0
584	„ „ „ imperforate (?).....				
585	„ white paper, issued 1884 .....	3	62	00	4
586	„ „ „ imperforate (?) .....				

FIVE SHILLINGS, Carmine.

Approved Sept. 6th, 1883. Wmk.

 lettering same.

587	On bluish paper, issued April 1st, 1884	40	0	15	00	00
588	" " " imperforate (?)					
589	" white paper, issued 1884	6	0	3	00	00
590	" " " imperforate (?)					

TEN SHILLINGS, Blue.

Approved July 17th, 1883. Wmk.

large  lettering same.

591	On bluish paper, issued April 1st, 1884	40	0	15	00	00
592	" " " imperforate (?)					
593	" white paper, issued 1884	12	6	4	00	00
594	" " " imperforate (?)					

ONE POUND, Purple-Brown.



Approved Jan. 31st,

1884. Wmk. 

lettering AA to TD.

595	On white paper, issued April 1st, 1884, to 1892	45	0	15	00	00
-----	---	----	---	----	----	----

Same, with error wmk.



596	On white paper, issued October, 1888	£5	30	00	00	00
-----	--------------------------------------	----	----	----	----	----

ONE POUND, Green. Wmk. three crowns and lettering as before.


597	On white paper, issued 1892	25	0	00	00	00
-----	-----------------------------	----	---	----	----	----

\*) These prices are meant for *postally* used copies.



FIVE SHILLINGS, Carmine.


Approved Sept. 6th, 1883. Wmk.

large  lettering same.

587	On bluish paper, issued April 1st, 1884 .....	40	0	15	0	5	0
588	" " " imperforate (?).....						
589	" white paper, issued 1884 .....	6	0	3	0	0	4
590	" " " imperforate (?).....						

TEN SHILLINGS, Blue.


Approved July 17th, 1883. Wmk.

large  lettering same.


591	On bluish paper, issued April 1st, 1884.....	40	0	15	0	5	0
592	" " " imperforate (?).....						
593	" white paper, issued 1884 .....	12	6	4	0	1	3
594	" " " imperforate (?).....						

ONE POUND, Purple-Brown.



Approved Jan. 31st,  
1884. Wmk.   
lettering AA to TD.

595	On white paper, issued April 1st, 1884, to 1892...	45	0	15	0	7*	6
-----	--	----	---	----	---	----	---

Same, with error wmk. 

596	On white paper, issued October, 1888 .....	£5	30	0	12*	6	
-----	--	----	----	---	-----	---	--

ONE POUND, Green. Wmk. three crowns  
and lettering as before.

597	On white paper, issued 1892 .....	25	0			5*	0
-----	-----------------------------------	----	---	--	--	----	---

\*) These prices are meant for *postally* used copies.



FIVE POUNDS, Orange-  
Vermilion.

Approved March 9th,


1882. Wmk.   lettering AA to GP.

598 On bluish paper, issued May 1st, 1882 .....	£10	40	0	70*	0
599 „ white paper, issued 1884 .....	£6	30	0	45*	0

\*) These prices are meant for *postally* used copies.

1884, no letters in the corners, wmk.   
perf. 14.

600 ½d. slate, issued April 1st, 1885, to Jan., 1887 ...	0	2	1	0	0	1
--	---	---	---	---	---	---

1884, April 1st, large coloured letters in the  
corners, wmk.  perf 14, lettering AA to  
TL. (The lettering in the oblong stamp  
however, is AA to LT.)



1½d. Lilac. Approved October, 5th. 1883.

601 Issued April 1st, 1884, to Jan., 1887 .....	0	6	1	0	0	2
602 Wmk. inverted .....					1	0



2d. Lilac. Approved Oct. 30th, 1883.

603 Issued April 1st, 1884, to Jan., 1887 .....	1	0	1	0	0	6
---	---	---	---	---	---	---

2½d. Lilac. Approved Oct. 3rd, 1883.

604 Issued April 1st to January, 1887 .....	0	8	1	0	0	1
---	---	---	---	---	---	---

3d. Lilac. Approved June 19th, 1883.

605 Issued April 1st, 1884, to Jan., 1887 .....	0	9	1	0	0	2
---	---	---	---	---	---	---

(FIVE POUNDS.)











4d. Green. Approved Sept. 6th, 1883.			
606	Issued April 1st, 1884, to Jan., 1887 .....	2	0 1 6 1 0
5d. Green. Approved Oct. 30th, 1883.			
607	Issued April 1st, 1884, to Jan., 1887 .....	1	0 1 0 0 3
6d. Green. Approved Nov. 20th, 1883.			
608	Issued April 1st, 1884, to Jan., 1887 .....	1	6 1 0 0 3
9d. Green. Approved July 17th, 1883.			
609	Issued July 1st, 1883, to Jan., 1887 .....	3	6 2 0 2 6
610	Wmk. inverted .....		3 6
1/- Green. Approved Nov. 20th, 1883.			
611	Issued April 1st, 1884, to Jan., 1887 .....	3	0 1 6 0 9

1887 to 1889-92, no letters in the corners, wmk.



7. perf 14

Issued Jan. 1st, 1887.

612		4d. vermilion on white .....	1 10 6 0 1
613		4d. purple and green on white .....	2 0 6 0 1
614		4d. green and red on white .....	3 0 6 0 1
615		4d. purple on blue .....	4 0 6 0 1
616		4d. brown on yellow .....	5 0 6 0 1
617		4d. green and brown on white .....	6 0 6 0 1
618		4d. purple and red on white .....	8 0 9 0 1
619		6d. purple-brown on red .....	9 0 9 0 1
620		9d. purple-rose on white .....	0 1 0 0 3
621		1/- green on white .....	1 1 0 0 3

Issued Feb. 24th, 1890.

622	10d. purple and rose on white .....	1	0 1 0 0 3
-----	-------------------------------------	---	-----------

Issued 1892.

623	4½d. green and rose on white .....	3	6 0 1
-----	------------------------------------	---	-------



FIVE POUNDS, Orange  
Vermilion.

Approved March 9th,

1882. Wmk.




lettering AA to GP.

598	On bluish paper, issued May 1st, 1882 .....	£11 40 0 70*
599	„ white paper, issued 1884 .....	£11 30 0 45*

\*) These prices are meant for *postally* used copies.

1884, no letters in the corners, wmk.   
perf. 14.

600 ½d. slate, issued April 1st, 1885, to Jan., 1887 . . . . . 0 21 00

1884, April 1st, large coloured letters in the  
corners, wmk.  perf 14, lettering AA to  
TL. (The lettering in the oblong stamp  
however, is AA to LT.)



1½d. Lilac. Approved October, 5th. 1883

601	Issued April 1st, 1884, to Jan., 1887 .....	0 61 00
602	Wmk. inverted .....	1 00



2d. Lilac. Approved Oct. 30th, 1883.

603	Issued April 1st, 1884, to Jan., 1887 .....	1 01 00 6
-----	---	-----------

2½d. Lilac. Approved Oct. 3rd, 1883.

604	Issued April 1st to January, 1887 .....	0 81 00
-----	---	---------

3d. Lilac. Approved June 19th, 1883.

605	Issued April 1st, 1884, to Jan., 1887 .....	0 61 00 2
-----	---	-----------

(FIVE POUNDS.)




4d. Green. Approved Sept. 6th, 1883.			
606	Issued April 1st, 1884, to Jan., 1887 .....	2	01 61 0
5d. Green. Approved Oct. 30th, 1883.			
607	Issued April 1st, 1884, to Jan., 1887 .....	1	01 00 3
6d. Green. Approved Nov. 20th, 1883.			
608	Issued April 1st, 1884, to Jan., 1887 .....	1	61 00 3
9d. Green. Approved July 17th, 1883.			
609	Issued July 1st, 1883, to Jan., 1887 .....	3	62 02 6
610	Wmk. inverted .....		3 6
1/- Green. Approved Nov. 20th, 1883.			
611	Issued April 1st, 1884, to Jan., 1887 .....	3	01 60 9

1887 to 1889-92, no letters in the corners, wmk.



perf. 14.

Issued Jan. 1st, 1887.

612		½d. vermilion on white .....	0	10 60 1
613		1½d. purple and green on white .....	0	20 60 1
614		2d. green and red on white .....	0	30 60 1
615		2½d. purple on blue .....	0	40 60 1
616		3d. brown on yellow .....	0	50 60 1
617		4d. green and brown on white .....	0	60 90 1
618		5d. purple and blue on white.....	0	80 90 1
619		6d. purple-brown on red .....	0	90 90 1
620		9d. purple and blue on white .....	1	01 00 2
621		1/- green on white .....	1	31 00 2

Issued Feb. 24th, 1890.

622	10d. purple and rose on white .....	1	01 00 3
-----	-------------------------------------	---	---------

Issued 1892.


623	4½d. green and rose on white .....	0	60 60 1
-----	------------------------------------	---	---------



## OFFICIAL STAMPS.

SURCHARGED IN BLACK "I.R. OFFICIAL" IN TWO LINES.

Issued 1882.

700		1d. pale green, issued Oct. 28th .....	0	3
701		1d. dark green, ,, 1883 to 1885 .....	0	3
702		1d. pale lilac (16 pearls) issued Sept. 27th .....	0	1
703		1d. dark ,, ,, ,, .....	0	1
704		6d. grey-green, Plate 18 (No. 456) issued Nov. 30th .....	1	0


Issued 1885.

705		1/2d. slate, issued May 8th .....	0	4
706		2 1/2d. lilac, ,, March 12th .....	3	0
707		1/- green, ,, ,, ,, .....	15	0
708		5/- carmine ,, ,, ,, .....	60	0
709		10/- blue ,, ,, ,, .....	70	0
710		£1 purple-brown (wmk. three crowns) issued March 12th .....		
711		£1 purple-brown (wmk. three orbs) issued 1890....		
712		£1 green, wmk. three crowns, issued 1892 .....		

Issued 1888 to 1892.

713		1/2d. vermilion, issued Jan. 21st, 1888 .....	0	2
714		2 1/2d. purple on blue, issued 1892 .....	1	6
715		1/- green, issued March 15th, 1889 .....	2	0

SURCHARGED IN BLACK "GOVT. PARCELS" IN TWO LINES.

716		9d. green, issued July 1st, 1883 to 1888 .....	2	6
717		9d. ,, wmk. inverted .....	4	0
718		1/- salmon, plate 13 (No. 498) issued July 1st, 1883 .....	2	6
719		1/- salmon, plate 14 (No. 500) issued 1886 to 1890.....	3	0
720		1 1/2d. lilac, issued April 30th, 1886, to 1887 .....	2	6
721		6d. green ,, ,, ,, ,, .....	7	6
722		1 1/2d. purple and green, issued Oct. 29th, 1887 ...	0	2
723		2d. green and red, issued 1891.....	2	6
724		4 1/2d. green and rose, issued 1893 .....	1	9
725		6d. purple-brown on red, issued Dec. 19th, 1887	0	3
726		9d. purple and blue, issued Aug. 21st, 1888 .....	0	4
727		1/- green, issued March 25th, 1890.....	0	9






Stamps surcharged "I.R. Official" or "Govt. Parcels," may not be sold to the Public in the Unused state.











## OFFICIAL STAMPS.




SURCHARGED IN BLACK "I.R. OFFICIAL" IN TWO LINES

Issued 1882.












- |     |   |  |
|-----|---|--|
| 700 |  | 1/2d. pale green, issued Oct. 28th .....                     |
| 701 |  | 1/2d. dark green, " 1883 to 1885 .....                       |
| 702 |  | 1d. pale lilac (16 pearls) issued Sept. 27th .....           |
| 703 |  | 1d. dark " " .....   |
| 704 |  | 6d. grey-green, Plate 18 (No. 456) issued<br>Nov. 30th ..... |

Issued 1885.

- |     |   |  |
|-----|---|--|
| 705 |  | 1/2d. slate, issued May 8th .....                              |
| 706 |  | 2 1/2d. lilac, " March 12th .....                              |
| 707 |  | 1 green, " .....   |
| 708 |  | 5/- carmine " " " .....  |
| 709 |  | 10/- blue " " " .....  |
| 710 |  | £1 purple-brown (wmk. three crowns) issued<br>March 12th ..... |
| 711 |  | £1 purple-brown (wmk. three orbs) issued 1890...               |
| 712 |  | £1 green, wmk. three crowns, issued 1892                       |

- |     |   |   |
|-----|---|---|
| 713 |   | 4d. vermilion, issued Jan. 21st, 1888 ..... |
| 714 |  | 2 1/2d. purple on blue, issued 1892 .....   |
| 715 |  | 1/- green, issued March 15th, 1889 .....    |

SURCHARGED IN BLACK "GOVT. PARCELS" IN TWO

- |     |   |   |
|-----|---|---|
| 716 |  | 1d. green, wmk. inverted .....                                |
| 717 |  | 1d. " " wmk. inverted .....                                   |
| 718 |  | 1/- salmon, plate 13 (No. 498) issued<br>July 1st, 1883 ..... |
| 719 |  | 1/- salmon, plate 14 (No. 500) issued<br>1886 to 1890 .....   |
| 720 |  | 1 1/2d. lilac, issued April 30th, 1886, to 1887 .....         |
| 721 |  | 6d. green " " " .....   |
| 722 |  | 1 1/2d. purple and green, issued Oct. 29th, 1887 .....        |
| 723 |  | 1 1/2d. green and rose, issued 1893 .....                     |
| 724 |  | 1 1/2d. green and rose, issued 1893 .....                     |
| 725 |  | 1 1/2d. green and rose, issued 1893 .....                     |
| 726 |  | 1 1/2d. green and rose, issued 1893 .....                     |

Stamps surcharged "I.R. Official" or "Govt. Parcels," may not be sold to the public in the Unions state

**TELEGRAPH STAMPS.**

## THE ONE HALFPENNY.

1880, large coloured letters in the corners, wmk.  
Shamrock perf. 14, lettering AA to TL (in  
the lower corners only).

PLATE 5, Orange-red.

800 Issued April 1st, 1880, to June 1882 ..... 1 00 60 6

## THE ONE PENNY.

1876, large coloured letters in the corners, wmk.  
Shamrock lettering AA to TL (in the lower  
corners only).

Issued Feb. 1st, 1876.

801 Brown-red, plate 1, approved Aug. 11th, 1875... 2 61 01 6

802 " " " 2, " " " " " " " " ... 2 01 01 0

803 " " " 3, " " " 16th, 1875... 2 01 01 0


804 " " " 4, " " " " " " " (?)

*(Although this stamp was approved, no specimens have yet been  
discovered.)*

805 Brown-red, plate 5, approved Sept. 23rd, 1875...

*(This plate was altered and only used for the halfpenny value.)*

## THE THREE PENCE.

1876, large coloured letters in the corners,  
wmk.  perf. 14, lettering AA to TL.


Stamps lettered D or H in the lower right hand corner,  
have a margin within the lower perforation, while  
those lettered E or I in the same corner, have a  
margin within the upper perforation.

Issued Feb. 1st, 1876.

806 Plate 1, carmine, approved Aug. 9th, 1875 ..... 2 61 62 0

807 " 2, " " " " " 23rd, 1875 ..... 2 61 61 0

808 " 3, " " " " " March 21st, 1876... 4 01 61 0

1881, same, but wmk.  lettering AA to TL.  
No margin within perforation.

Issued March to Dec., 1881.


809 Plate 3, carmine ..... 7 62 65 0

810 " " " wmk. inverted ..... 10 05 06 0

811 " 4, " " approved, July 30th, 1877 ..... 20 07 612 6

812 " 5, " " " " Jan. 12th, 1878 ..... 30 07 620 0

## THE FOUR PENCE.



1877, large coloured letters in the corners,  
wmk. large  perf. 14, lettering AA to TL.

Stamps lettered F in the lower right-hand corner, have a margin within the lower perforation, while those lettered G in the same corner have a similar margin at the top.

Issued March 1st, 1867, to Dec. 1881.


813	Plate 1, olive-green, approved Jan. 12th, 1877 ...	2	61	61	0
814	" 1, " " wmk. inverted.....	3	62	61	6
815	" 2, " " approved June 18th, 1877, but never issued to the public (?)				

## THE SIXPENCE.

1877, large coloured in the corners, wmk.   
perf. 14, lettering same as the 3d. of 1876. 

Issued March 1st, 1877, to Jan. 1881.



816	Plate 1, olive brown, approved Jan. 12th, 1877...	3	62	62	6
817	" 2, " " " " June 18th, 1877...	20	0	2	6

1881, large coloured letters in the corners, wmk.   
perf. 14, lettering, AA to TL. No margin within the perforation.

Issued Jan. 1st Dec., 1881.

818	Plate 2, olive brown .....	15	0	5	0
-----	----------------------------	----	---	---	---

## THE ONE SHILLING.

1876, large coloured letters in the corners,  
wmk.  perf. 14, lettering AA to TL. of  
 1876.

Issued Feb., 1876, to Oct., 1880.


819	Plate 1, green, approved Aug. 9th, 1875 .....	5	02	010	0
820	" 2, " " Aug. 23rd, 1875 .....	15	0	4	0
821	" 3, " " " " " " .....	10	0	5	0
822	" 4, " " Aug. 11th, 1875 ... ..	15	0	3	6
823	" 5, " " " " 1877 .....	6	0	2	6
824	" 6, " " " " " " .....	20	0	4	0

## (ONE SHILLING).

825	"	7, green, approved	Aug. 30th, 1878	.....	7	0	4	0
826	"	8, " "	Sept. 26th, 1878	.....	11	0	2	0
827	"	9, " "	Nov. 15th, 1879	.....	15	0	0	9
828	"	10, " "	Sept. 9th, 1879	.....	20	0	2	6
829	"	10, salmon, "	July 15th, 1880	.....	3	0	2	6
829a	"	11, " "	May 13th, 1880 (?)					

*(This stamp has not yet been found; there seems to be great doubt if it was issued.)*

830	Plate 12, salmon, approved	July 15th, 1880	.....	4	0		
-----	----------------------------	-----------------	-------	---	---	--	--

1881, large coloured letters in the corners, wmk.  perf. 14, lettering AA to TL. No margin within the perforation.

Approved Feb. to Dec., 1881.

831	Plate 10, salmon	.....	4	0		
832	" 11, " "	re approved Feb. 10th, 1881	.....	4	0	
833	" 11, " "	wmk. inverted	.....	5	0	
834	" 12, " "	reapproved Feb. 14th, 1881	.....	7	0	

## THE THREE SHILLINGS.


1877, large coloured letters in the corners, wmk.  perf. 14, lettering the same as for 3d. of

 1876.

Issued March 1st, 1877, to Dec., 1881.

835	Plate 1, slate-blue, approved	Jan. 12th, 1877	.....	20	0	2	6
836	Same, with wmk. crown	.....	£10			£10	

## THE FIVE SHILLINGS.

1876, large white letters in the corners, wmk.  perf. 15 by 15½, lettering AA to HJ. No margin within the perforation.

Issued Feb. 1st, 1876, to May, 1881.

837	Plate 1, carmine, approved	Aug. 9th, 1875	.....	20	0	5
838	" 2, " "	Aug. 23rd, 1875	.....	25	0	5
838a	" 3, " "	Sept. 14th, 1878	.....			


*(No copies of plate 3 have as yet been discovered.)*

1881, same as before, but wmk. 

Issued May, 1881, to Jan., 1882.

839	Plate 3, carmine on bluish paper	.....	40	0	30	0
840	" 3, " " white "	.....	40	0	30	0

## THE FOUR PENCE.


1877, large coloured letters in the corners,  
wmk. large  perf. 14, lettering AA to TL.

Stamps lettered F in the lower right-hand corner, have a margin within the lower perforation, while those lettered G in the same corner have a similar margin at the top.

Issued March 1st, 1867, to Dec. 1881.


813	Plate 1, olive green, approved Jan. 12th, 1877	2	6	1	6	1	0
814	" 1, " " wmk. inverted	3	6	2	6	1	6
815	" 2, " " approved June 18th, 1877, but never issued to the public (?)						

## THE SIXPENCE.

1877, large coloured in the corners, wmk.   
perf. 14, lettering same as the 3d. of 1876

Issued March 1st, 1877, to Jan. 1881.


816	Plate 1, olive brown, approved Jan. 12th, 1877		6	2			6
817	" " " " June 18th, 1877			2			6

1881, large coloured letters in the corners. wmk.   
perf. 14, lettering, AA to TL. No margin within the perforation.

Issued Jan. 1st Dec., 1881.

818	Plate 2, olive brown	1					5	0
-----	----------------------	---	--	--	--	--	---	---

## THE ONE SHILLING.

1876, large coloured letters in the corners,  
wmk.  perf. 14, lettering AA to TL. of 1876.

Issued Feb., 1876, to Oct., 1880.


819	Plate 1, green, approved Aug. 6th, 1875	5	0	2	0	10	0
820	" 2, " " Aug. 23rd, 1875	15	0		4	0	
821	" 3, " " " "	10	0		5	0	
822	" 4, " " Aug. 11th, 1875	15	0		3	6	
823	" 5, " " " 1877						
824	" " " " " "	20	0				

## (ONE SHILLING).

825	„ 7, green, approved Aug. 30th, 1878 .....	7 0	4 0
826	„ 8, „ „ Sept. 26th, 1878.....	15 0 <sup>2</sup>	03 6
827	„ 9, „ „ Nov. 15th, 1879.....	15 0	0 9
828	„ 10, „ „ Sept. 9th, 1879 .....	20 0	2 6
829	„ 10, salmon, „ July 15th, 1880 .....	3 0	2 6
829a	„ 11, „ „ May 13th, 1880 (?)		

(This stamp has not yet been found; there seems to be great doubt if it was issued.)


830	Plate 12, salmon, approved July 15th, 1880 .....	4 0	2 6
-----	--	-----	-----

1881, large coloured letters in the corners,  
wmk.  perf. 14, lettering AA to TL. No  
margin within the perforation.

Approved Feb. to Dec., 1881.

831	Plate 10, salmon .....	4 0	2 6
832	„ 11, „ re-approved Feb. 10th, 1881... ..	4 0 <sup>2</sup>	6 2 6
833	„ 11, „ wmk. inverted .....	5 0	3 6
834	„ 12, „ reapproved Feb. 14th, 1881 ... ..	7 6	5 0

## THE THREE SHILLINGS.


1877, large coloured letters in the corners, wmk.  
 perf. 14, lettering the same as for 3d. of

1876.

Issued March 1st, 1877, to Dec., 1881.

835	Plate 1, slate-blue, approved Jan. 12th, 1877 ... ..	20 0 <sup>2</sup>	6 1 6
836	Same, with wmk. crown .....	£10	£10

## THE FIVE SHILLINGS.

1876, large white letters in the corners, wmk.  
 perf. 15 by 15½, lettering AA to HJ. No  
margin within the perforation.

Issued Feb. 1st, 1876, to May, 1881.

837	Plate 1, carmine, approved Aug. 9th, 1875 .....	20 0 <sup>5</sup>	02 0
838	„ 2, „ „ Aug. 23rd, 1875.....	25 0 <sup>5</sup>	03 6
838a	„ 3, „ „ Sept. 14th, 1878 ... ..		

(No copies of plate 3 have as yet been discovered.)

1881, same as before, but wmk. 

Issued May, 1881, to Jan., 1882.

839	Plate 3, carmine on bluish paper .....	40 0	30 0
840	„ 3, „ „ white „ .....	40 0	30 0



## THE TEN SHILLINGS.

1877, large white letters in the corners, wmk.



perf. 15 by 15½.

Issued March 1st, 1877, to June, 1882.

841 Plate 1, grey-green, approved Jan. 17th, 1877... 40 0 10 0 5 0

## THE ONE POUND.

1877, large white letters in the corners, wmk.  
three Shamrocks, perf. 14, lettering AA to HJ.

Issued March 1st, 1877, to Dec., 1881.

842 Plate 1, brown-violet, approved Jan. 12th, 1877 50 0 15 0 10 0

## THE FIVE POUNDS.

1877, large white letters in the corners, wmk.  
three Shamrocks, perf. 15 by 15½.

Issued March 1st, 1877, to Dec. 1881.

843 Plate 1, approved Jan. 17th, 1877 ..... 150 30 0 45 0

## FISCAL POSTALS.

1881, 1st June.

On this day a special Act called the Customs and Inland Revenue Act of 1881, came into force, by which it was permitted to use the unappropriated Inland Revenue stamps for postal purposes. No doubt it was intended that only the 1d. stamp of the small series then current should be used, but there being nothing in the Act to exclude those of the earlier issues, many of these were disinterred and allowed to pass muster. Other varieties of English Fiscals were also permitted to frank letters in the confusion then prevailing, but we catalogue only those varieties which appear to be entitled to postal privileges by the above mentioned Act.

(Nearly all the varieties mentioned in this list can be obtained fiscally used (penmarked) at 25% to 75% less than the prices named for postally used copies.)

## A. DRAFT.

Perf. 15 by 15½, wmk. fowl anchor, with wooden  
stock (reversed).

850 1d. light-brown (issued Oct. 9th, 1853) .....	5 0	3 6
851 Variety same, but wmk. not reversed.....	20 0	20 0





## B. DRAFT OR DEMAND OR RECEIPT.

Same perf., wmk. foul anchor, with single line stock.		
852 1d. lilac, on thick white paper (issued March 1855)	3 0	3 0
853 1d. lilac, thick blue paper	2 0	1 6
854 1d. lilac, thin white paper	3 6	3 0
855 1d. lilac, thin blue paper	2 6	1 6
Wmk. foul anchor, with wooden stock.		
856 1d. dark lilac, on blue paper	10 0	10 0

## INLAND REVENUE—ISSUE OF 1860, TO 1870.

Embossed arms or foliated design; value, ornaments and date surmounted by a crown; surcharged horizontally in two lines "INLAND REVENUE" in thick green block letters. Imperforate and without wmk.

857 2d. rose, die A	40 0	
858 3d. rose, die C	20 0	20 0
859 3d. rose, die D	20 0	20 0
860 6d. rose, die U	30 0	
861 9d. rose, die C	20 0	20 0
862 1/- rose, die E	30 0	30 0
863 1/- rose, die F	40 0	
864 2/- rose, die K	40 0	
865 2/6 rose, die O	40 0	

Same as before, but perf. 12½, issue of 1871.

866 2d. rose, die A	80 0	
867 9d. rose, die C	60 0	
868 1/- rose, die E	60 0	
869 2/6 rose, die O	80 0	

Same as before, but surcharged in thin green block letters, perf. 12½ (issue of 1871), wmk. four anchors.

870 2d. rose, die A		
871 9d. rose, die C		
872 1/- rose, die F		£5
873 2/6 rose, die O		

Same as before, but colour changed, wmk. four small anchors, perf.  $12\frac{1}{2}$ , issue of 1875.

874	2d. vermilion, die A .....	40	0	
875	9d. ,, die C .....	5	0	6 0
876	1/- ,, die E .....	5	0	6 0
877	2/6 ,, die O .....	20	0	

Same as before, but wmk. four orbs, issue of 1872.

878	2d. vermilion, die A .....			
879	9d. ,, die C .....			
880	1/- ,, die E .....			
881	2/6 ,, die O .....	40	0	40 0

**The One Penny Draft or Receipt Stamps, surcharged in two vertical lines Inland Revenue in carmine block letters, wmk. fowl anchor, perf. 15 by  $15\frac{1}{2}$ , issue of May 1st, 1860.**

882	1d. lilac and carmine on white paper .....	10	0	
883	1d. ,, ,, ,, ,, blue paper .....	15	0	

Head of Queen, see illustration. Wmk. fowl anchor  
perf. 14.



Issue of Sept. 1st, 1867.

884	1d. lilac on white paper.....	1	6	1 0
885	1d. lilac on blue paper .....	2	6	1 6
886	1d. lilac, wmk. inverted.....	5	0	2 6
887	3d. lilac on white paper, perf. 15 by $15\frac{1}{2}$ .....	40	0	25 0
888	3d. lilac on blue paper, perf. 15 by $15\frac{1}{2}$ .....	40	0	25 0

Same as before, but large oblong.

889	6d. lilac on white paper .....	10	0	5 0
890	6d. lilac on blue paper .....	7	6	4 0

Same as last, but wmk. anchor, perf. 14.

891	1d. lilac on white paper .....	1	0	0 6
892	1d. lilac on blue paper .....	2	0	1 0
893	1d. lilac, wmk. inverted .....	5	0	2 0
894	3d. lilac on white paper, wmk. anchor, perf. 15 by $15\frac{1}{2}$ .....	7	6	5 6

(TWO PENŒE HALFPENNY.)

895 3d. lilac on blue paper, wmk. anchor, perf. 15 by 15½ .....	10	0
Same as before, but large oblong.		
896 6d. lilac on white paper, wmk. anchor, perf. 15 by 15½ .....		2 6
897 6d. lilac on blue paper, wmk. anchor, perf. 15 by 15½ .....		2 9
Same as before, wmk. anchor, perf. 14, issued 1882.		
898 3d. lilac on white paper .....		5 8
899 3d. lilac on blue paper .....		5 6

Same as before, but large oblong.

900 6d. lilac on white paper .....		4 0
901 6d. lilac on blue paper .....		4 0

Head of Queen, smaller size. coloured corners, wmk. small anchor, perf. 14, issue of 1st Sept., 1867.

902 1d. lilac on white paper .....		5 0
903 1d. lilac on blue paper .....		5 0

Same as before, but with white corners, see illustration.



Issue of July, 1871.

Type I. Small corner ornament.

904 1d. lilac on white paper .....	1 6	
905 1d. lilac on blue paper .....	1 2	1 6
906 1d. lilac, wmk. inverted .....		

Type II. Corner ornaments slightly larger.

907 1d. lilac on white paper .....		
908 " " blue " .....	0	

Type III. Corner ornaments much larger.

909 1d. lilac on white paper .....	0	0 4
910 1d. lilac on blue paper .....		0 6
911 1d. lilac, wmk. inverted .....		

Same as last, but wmk. orbs.

912 1d. lilac on white paper .....		5
913 1d. lilac on blue paper .....		0

Same as before, but colour changed, wmk four small anchors, perf. 12½, issue of 1875.

874	2d. vermilion,	die A	.....	40	0	
875	9d.	" die C	.....	3	0	6 0
876	1/-	" die F	.....	5	0	6 0
877	2/6	" die O	.....	20	0	

Same as before, but wmk. four orbs. issue of 1872

878	2d. vermilion,	die A	.....			
879	9d.	" die C	.....			
880	1/-	" die E	.....			
881	2/6	" die O	.....	40	0	40 0

The One Penny Draft or Receipt Stamps, surcharged ~~in~~ two vertical lines Inland Revenue in carmine block letters, wmk fowl anchor, perf. 15 by 15½, issue of May 1st, 1860.

882	1d. lilac and carmine on white paper	.....	70	0	
883	1d. " " " " blue paper	.....	15	0	

Head of Queen, see illustration. Wmk. fowl anchor, perf. 14.



Issue of Sept. 1st, 1867.

884	1d. lilac on white paper	.....	1	0	1 0
885	1d. lilac on blue paper	.....	2	0	1 0
886	1d. lilac, wmk. inverted	.....	5	0	0 0
887	3d. lilac on white paper, perf. 15 by 15½	.....	40	0	45 0
888	3d. lilac on blue paper, perf. 15 by 15½	.....	40	0	45 0


Same as before, but large oblong.

889	1d. lilac on white paper	.....	10	0	5 0
890	1d. lilac on blue paper	.....	7	6	1 0

Same as last, but wmk. fowl anchor, perf. 14.

891	1d. lilac on white paper	.....	1	0	50 0
892	1d. lilac on blue paper	.....	2	0	0 0
893	1d. lilac, wmk. inverted	.....	5	0	1 0
894	3d. lilac on white paper, wmk. fowl anchor, perf. 15 by 15½	.....	7	6	5 0

## (TWO PENCE HALFPENNY.)

895 3d. lilac on blue paper, wmk. anchor, perf. 15 by 15½ .....	10 0	6 0
Same as before, but large oblong.		
896 6d. lilac on white paper, wmk. anchor, perf. 15 by 15½ .....	4 0	2 6
897 6d. lilac on blue paper, wmk. anchor, perf. 15 by 15½ .....	4 0	2 9
Same as before, wmk. anchor, perf. 14, issued 1882.		
898 3d. lilac on white paper .....	7 6	5 6
899 3d. lilac on blue paper .....	7 6	5 6
Same as before, but large oblong.		
900 6d. lilac on white paper .....	7 6	4 0
901 6d. lilac on blue paper .....	7 6	4 0
Head of Queen, smaller size, coloured corners, wmk. small anchor, perf. 14, issue of 1st Sept., 1867.		
902 1d. lilac on white paper .....	4 0	5 0
903 1d. lilac on blue paper .....	7 6	6 0
Same as before, but with white corners, see illustration.		
		
Issue of July, 1871.		
Type I. Small corner ornament.		
904 1d. lilac on white paper .....	1 6	1 6
905 1d. lilac on blue paper .....	2 6	1 6
906 1d. lilac, wmk. inverted .....	5 0	
Type II. Corner ornaments slightly larger.		
907 1d. lilac on white paper .....	2 6	
908 „ „ blue „ .....	4 0	
Type III. Corner ornaments much larger.		
909 1d. lilac on white paper .....	0 9	0 4
910 1d. lilac on blue paper .....	1 0	0 6
911 1d. lilac, wmk. inverted.....	5 0	
Same as last, but wmk. orbs.		
912 1d. lilac on white paper .....	0 6	0 6
913 1d. lilac on blue paper .....	1 0	1 0



## RECEIPT.

Large size, glazed paper, perf. 15 by 15½, wmk. fowl anchor, with wooden stock reversed.

914	1d. blue on white paper .....	3	6	2	6
915	1d. blue on bluish paper .....	5	0	4	0
916	1d. blue on pelure paper .....	20	0	20	0
917	" " " bluish " but wmk. not reversed...	20	0	20	0

Same as before, but wmk. fowl anchor, with single line stock.

918	1d. blue on white paper .....	5	0	5	0
919	1d. blue on blue paper .....	7	6	7	6

**SPECIAL ISSUE FOR USE IN THE LEVANT.**

1885, issue of Great Britain of 1883, Turkish value surcharged in black.

920	" 40 paras " on 2½d. lilac .....	1	0	0	6
921	" 80 paras " on 5d. d. green .....	2	0	1	0
922	" 12 piastres " on 2/6 lilac on white paper.....	4	6	2	6
923	" " " on bluish paper.....	20	0	15	0

1887-89, issue of Great Britain of same date.

924	" 40 paras " on 2½d. purple on blue .....	0	5	0	1
925	" 80 paras " on 5d. purple and blue .....	0	8	0	3

1893, Provisional, 40 paras on ½d. vermilion, issue of Great Britain of 1887.

926	Issued Feb. 27th to March 1st .....			15	0
-----	-------------------------------------	--	--	----	---

(Owing to the scarcity of the 2½d. value, the Post-master in Constantinople was obliged to surcharge the current ½d. with a small hand die "40 paras." These stamps were not sold over the counter, but letters had to be handed to the officer who affixed the stamp, and postmarked it at the same time. This provisional was only in use from 27th February til 1st March, inclusive, when 6000 copies were so issued. Unused copies are almost unattainable.)

## MARGINAL VARIETIES AND ACCOUNT LETTERS.

## THE ONE HALFPENNY.

The account letter is to be found on the margin below the eleventh stamp of the last row.

## 1888, No outer line. Margin perforated.

Without account letter (this can only be distinguished by a corner pair with the outside margin of sheet) ..... 20 6

927	Letter A (1888)	.....	5	0
928	" B "	.....	3	0
929	" C (1889)	.....	3	6
930	" D "	.....	7	6
931	" E (1890)	.....	10	0

## 1890, with continuous outer line. Margin perforated.

932	Letter B (1890)	.....	11	0
933	" C "	.....	5	0
934	" D "	.....	3	0
935	" E "	.....	3	6
936	" F "	.....	3	0
937	" G (1891)	.....	3	0
938	" H "	.....	0	0
939	" I (1892)	.....	3	0
940	" J "	.....	3	6
941	" K (Feb., 1893)	.....	3	0
942	" L (Nov., 1893)	.....	2	0

## 1892, with outer line. Margin unperforated.

943	Letter D (1890)	.....	4	0
944	" E "	.....	3	0
945	" F "	.....	3	0
946	" G "	.....	3	0
947	" H "	.....	3	0
948	" I "	.....	3	0
949	" J "	.....	3	0
950	" K (1893)	.....	3	0
951	" L (1894)	.....	3	0



**MARGINAL VARIETIES AND ACCOUNT LETTERS.****THE ONE HALFPENNY.**

The account letter is to be found on the margin below the eleventh stamp of the last row.

**1888, No outer line. Margin perforated.**

	Without account letter (this can only be distinguished by a corner pair with the outside margin of sheet) .....	20	6
927	Letter A (1888) .....	5	0
928	"    B    "    .....	3	0
929	"    C (1889) .....	3	6
930	"    D    "    .....	7	6
931	"    E (1890) .....	10	0

**1890, with continuous outer line. Margin perforated.**

932	Letter B (1890) .....	10	0
933	"    C    "    .....	5	0
934	"    D    "    .....	3	0
935	"    E    "    .....	2	6
936	"    F    "    .....	2	0
937	"    G (1891) .....	1	6
938	"    H    "    .....	0	6
939	"    I (1892) .....	5	0
940	"    J    "    .....	0	6
941	"    K (Feb., 1893) .....	0	3
942	"    L (Nov., 1893) .....	0	2

**1892, with outer line. Margin unperforated.**

943	Letter D (1890) .....	4	0
944	"    E    "    .....	3	6
945	"    F    "    .....	3	6
946	"    G (1892) .....	2	6
947	"    H    "    .....	1	0
948	"    I    "    .....	7	6
949	"    J    "    .....	1	0
950	"    K (1893) .....	0	6
951	"    L (1894) .....	0	6

## THE ONE PENNY.

## 1881, no outer line. Margin perforated.


952	Noletter (1881)	.....	20	0
953	Letter A (1884)	.....	40	0
954	„ B (1885)	.....	5	0
955	„ C (1886)	.....	3	6
956	„ D „	.....	3	6
957	„ E (1887)	.....	3	6
958	„ F (1887)	.....	5	0
959	„ G (1888)	.....	3	6
960	„ H (1888)	.....	7	6
961	„ I (1889)	.....	10	0
962	„ J (1889)	.....	15	0

## 1890, with outer line. Margin perforated.

963	Letter G (1890)	.....	15	0
964	„ H „	.....	2	6
965	„ I „	.....	5	0
966	„ J „	.....	1	6
967	„ K „	.....	1	0
968	„ L „	.....	0	9
969	„ M (1891)	.....	0	6
970	„ N „	.....	0	6
971	„ Error, N struck out and O added	.....	40	0
972	„ O (1892)	.....	0	4
973	„ P „	.....	0	3
974	„ Q (Feb. 1893)	.....	0	3
975	„ R (Nov. 1893)	.....	0	3

## 1892, with outer line. Margin imperforate.

976	Letter K (1893)	.....	2	0
977	„ L „	.....	2	0
978	„ M „	.....	1	0
979	„ N „	.....	1	0
900	„ O „	.....	1	0
981	„ P „	.....	0	9
982	„ Q (1893)	.....	0	9
983	„ R (Nov. 1893)	.....	0	6

1892, wmk.  inverted.

Letter L	„	.....	10	0
„ N	„	.....	5	0

(Of the higher values, varieties exist in the border lines, also in the position of the ornamental blocks between the panes, which, however, we have thought advisable to leave to a future edition).

## BRITISH POST OFFICES IN FOREIGN COUNTRIES.

Owing to the inactivity of some native Post-offices, Foreign Governments have been compelled to establish Post-offices for the carriage of inward-bound mails, and in some cases special stamps were issued. In others, British stamps could be used which were obliterated with distinctive postmarks, of which the following is a fairly complete list:—

## A. Single letter in centre of thin horizontal lines

- " A " used in Malta from 1811 to 1819
- " G " " " Gibraltar from 1815 to 1859
- " C " " " Constantinople from 1817 to 1822

## B. Round postmark (with inscription "Constantinople" or "British Post Office") and date (and place) thereon

## C. Round postmark with inscription "British Post Office" above name of town (Constantinople and others) used in the east since 1835

These are Post-offices which would never post a mail, and are to be distinguished from Constantinople or elsewhere as to the same use, and were cancelled "Post Office British Army" or "with date".

## D. Single letter and number (in oval, round, parallel lines) at top and bottom

- " A01 " Jamaica (Kingston)
- " A02 " Antigua
- " A03 " " A04 " British Guiana

These are cancelled by being obliterated with date and place.

- " A05 " Honduras
- " A06 " British Honduras
- " A07 " Dominica
- " A08 " Montserrat
- " A09 " Nevis
- " A10 " St. Vincent
- " A11 " St. Lucia
- " A12 " St. Christopher
- " A13 " Barbuda (Tortola)
- " A14 " Tobago
- " A15 " Grenada
- " A16 " English Harbour, Antigua
- " A17 " Malta after 1859
- " A26 " Gibraltar after 1859
- " A27 " Jersey
- " A28 " Jersey (after 1859)

## THE ONE PENNY.

## 1881, no outer line. Margin perforated.

952	Noletter (1881)	.....	20	0
953	Letter A (1884)	.....	40	0
954	" B (1885)	.....	4	0
955	" C (1886)	.....	4	6
956	" D	.....	4	6
957	" E (1887)	.....	3	6
958	" F (1887)	.....	5	0
959	" G (1888)	.....	3	6
960	" H (1888)	.....	7	6
961	" J (1888)	.....	10	0
962	" J (1888)	.....	15	0

## 1890, with outer line. Margin perforated.

963	Letter E (1890)	.....	15	0
964	" H	.....	6	
965	" I	.....	5	0
966	" J	.....	1	0
967	" K	.....	1	0
968	" L	.....	0	9
969	" M (1890)	.....	0	9
970	" N	.....	4	6
971	" Error—50 weak out and 12 washed	.....		
972	" O (1890)	.....	4	
973	" P	.....	4	
974	" Q (1890) (1891)	.....	3	
975	" R (1890) (1891)	.....	1	

## 1892, with outer line. Margin imperforate.

976	Letter K (1892)	.....	1	
977	" L	.....	1	
978	" M	.....	1	
979	" N	.....	1	
980	" O	.....	1	
981	" P	.....	9	
982	" Q (1892) (1893)	.....	1	
983	" R (1892) (1893)	.....	1	

1892, wmk  inserted.

Letter L .....

" .....

.....

**BRITISH POST OFFICES IN FOREIGN COUNTRIES.**

Owing to the insecurity of some native Post-offices, Foreign Governments have been permitted to establish Post-offices for the carriage of homeward-bound mails, and in some cases special stamps were issued. In others, British stamps could be used which were obliterated with distinctive postmarks, of which the following is a fairly complete list :—

## A. Single letter in centre of thin horizontal lines

- “ M ” used in Malta from 1857 to 1859
- “ G ” „ „ Gibraltar from 1857 to 1859
- “ C ” „ „ Constantinople from 1857 to 1885

## B. Round postmark with inscription “Constantinople” British Post-office” and date, used since 1885

## C. Round postmark with inscription “British Post-office” above name of town Beyrout and date, used in Beyrout since 1885

*(Penny and Twopenny stamps small crown perf. 16 and 14, were sent to the Crimea and Constantinople in 1854, for use of the army only, and were cancelled “Post Office British Army in circle with date).*

## D. Single letter and numeral in oval, thick parallel lines at top and bottom

- “ A01 ” Jamaica (Kingston)
- “ A02 ” Antigua
- “ A03, ” “ A04 ” British Guiana

*(English stamps were used for foreign correspondence until 1859 or 1860).*

- “ A05 ” Bahamas
- “ A06 ” British Honduras
- “ A07 ” Dominica
- “ A08 ” Montserrat
- “ A09 ” Nevis
- “ A10 ” St. Vincent
- “ A11 ” St. Lucia
- “ A12 ” St. Christopher
- “ A13 ” Bermuda ” (Tortola)
- “ A14 ” Tobago
- “ A15 ” Grenada
- “ A18 ” English Harbour, Antigua
- “ A25 ” Malta after 1859
- “ A26 ” Gibraltar after 1859
- “ A33 ” Jamaica
- “ A34 ” Jamaica (also “ A35 ”)



- " A38," " A43," " A50," " A54," " A55," " A56," " A57,"  
 " A60," " A65," " A66," " A67," " A71," " A73," " A75,"  
 " A76," " A80," Jamaica  
 " B01 " Alexandria (letters posted in Cairo were cancelled here)  
 " B02 " Suez  
 " B31 " Sierra Leone  
 " B32 " Buenos Ayres  
 " B53 " Mauritius  
 " B62 " Hong Kong  
 " C30 " Valparaiso  
 " C35 " Panama  
 " C36 " Arica  
 " C37 " Caldera  
 " C38 " Callao  
 " C41 " Guayaquil  
 " C51 " St. Thomas  
 " C61 " Porto Rico  
 " C83 " Rio de Janeiro  
 " C88 " St. Jago de Cuba  
 " F85 " Porto Rico (Mayaquez)  
 " F87 " Smyrna  
 " F88 " Porto Rico (Ponce)  
 " G06 " Beyrout  
 " (?) Zanzibar  
 " (?) Ascension

## ADDENDA.

---

### GENERAL NOTES ON ENGLISH STAMPS.

---

#### Specimen

It has been the custom of the General Post Office to appropriate Postmasters of a New Issue by means of a

#### Stamps.

special circular communicating with Head and bearing one

or more copies of the Stamp selected. Such Stamps have been surcharged with the word "specimen" in various types. This surcharge is sometimes printed vertically, but as a rule, the overprint is horizontal. The colour is black with the exception of the 6d. and 1/- of the embossed series, in which case it is also in red.

The G.P.O. ceased to send out "Specimen" Stamps about 1856. The Authorities of the I.R. Dept. however have from time to time, but the surcharge is of different types, much blonder than those sent out by the G.P.O., which was invariably of heavy black letters.

#### Statistics.

It may perhaps be news to many Philatelists to learn that from May 1825 to December 1890, 1895, no less than 23,415,041,000 Postage Stamps were issued to the Public, who paid for them 21 1/2 million sterling. Of this immense number, 80% were 1d. Stamps and 7% or about 10,000,000 are 1d. Stamps. We extract this sort of statistical information from "The Life of Sir Rowland Hill."

#### Proofs.

Proofs are trial printings made by officers appointed, or an order to officers of a new design. They are usually made on metal and with that intention, and are generally perforated.

- " A38," " A43," " A50," " A54," " A55," " A56," " A57,"  
 " A60," " A65," " A66," " A67," " A71," " A73," " A75,"  
 " A76," " A80," Jamaica  
 " B11 " Alexandria letters posted in Cairo were cancelled here;  
 " B12 " Suez  
 " B31 " Sierra Leone  
 " B32 " Buenos Ayres  
 " B53 " Mauritius  
 " B62 " Hong Kong  
 " C30 " Valparaiso  
 " C35 " Panama  
 " C36 " Arica  
 " C37 " Caldera  
 " C38 " Callao  
 " C47 " Guayaquil  
 " C51 " St. Thomas  
 " C61 " Porto Rico  
 " C83 " Rio de Janeiro  
 " C88 " St. Jago de Cuba  
 " F85 " Porto Rico (Mayaquez)  
 " F87 " Smyrna  
 " F88 " Porto Rico (Ponce)  
 " G06 " Beyrout  
 (?) " Zanzibar  
 (?) " Ascension

## ADDENDA.

---

### GENERAL NOTES ON ENGLISH STAMPS.

---

**Specimen Stamps.** It has been the custom of the General Post Office to apprise Postmasters of a New Issue by means of a special circular announcing such Issue, and bearing one or more copies of the Stamps referred to. Such Stamps have been surcharged with the word "specimen" in various types. This surcharge is sometimes printed vertically, but as a rule, the overprint is horizontal. The colour is black with the exception of the 6d. and 1/- of the embossed series, in which case it is also in red.

The G.P.O. ceased to send out "Specimen" Stamps about 1856. The Authorities of the I.R. Dept., however, do so from time to time; but the surcharge is of different type, *i.e.*, much thinner than those sent out by the G.P.O., which was invariably in heavy block letters.

**Statistics.** It may perhaps be news to many Philatelists to learn that from May 1840, to December 31st, 1879, no less than 23,415,024,090 Postage Stamps were issued to the Public, who paid for them £110 million sterling. Of this immense number, 88% were 1d. Stamps and 7% or about 16,000,000  $\frac{1}{2}$ d. Stamps. We extract this tit-bit of statistical information from "The Life of Sir Rowland Hill."


**Proofs.** PROOFS are trial printings made for official approval, or in order to show off a new design. They are found both unused and with trial obliterations, and either perforated or unperforated.

**Dates of Approval.** BEFORE Stamps, printed from any plate, were issued for public use it was essential that sample sheets should be approved of by the Commissioners of Stamps and Taxes, who, after satisfying themselves that the sheet was faultless, endorsed it; the date upon which this was done is called the "Date of Approval." The sheets thus approved are preserved to this day at Somerset House. Together with this sheet, five or six others were printed, so that in case the first should meet with an accident there might be another ready to take its place, but the extra five being very rarely required for this purpose, usually found their way, after being perforated, into the Post Offices, and were thus issued to the Public. Indeed, this practice frequently led to the curious circumstance of Stamps being sold to the public which were printed from plates never actually "put to press." The following is a list of Stamps of which there was no general issue, but of which a few—probably four or five—sheets were eventually allowed to pass into stock and thence to the public. Specimens of those which are marked with an asterisk —\*—have already been discovered :—

### A. POSTAGE STAMPS.


\* 1d. black, plate A ("V.R.") wmk. 


*(This Stamp was never issued, but is in the nature of an essay, intended for franking official correspondence only).*



\* 1½d. lilac-rose, plate 1, wmk.  on white paper.



\* " " " " " " " " bluish paper.


*(These Stamps were prepared for use, but never issued; the stock was destroyed, but one or more sheets must have escaped, as copies have been found).*


\* 2½d. lilac-rose, plate 4, wmk.   
" " " 5, "


\* 3d., plate 2, wmk.  corners filled in (before plate was altered).

\* 3d. carmine, plate 3, (with dot) wmk.  

” ” ” 5, ” ” ”  

” ” ” 21, ” 


4d. orange-red, plate 10, wmk.  of 1857.

” ” ” 13, ”  of 1867.

” ” ” 14, ” ” ”

” (shade of 1873) plate 16, ” ”


\* ” sage-green ” 17, ” ”

6d. violet, plate 10, wmk. 

” dark buff, ” 12, ” ”

\* 6d. light ” ” 13, ” ”

” grey-green, ” 18, ” ”

\* 8d. red-brown, plate 1, wmk.  of 1873.


\* ” orange, ” 2, ” ”



\* 9d. bistre, plate 5, wmk.



\* 10d. red-brown, plate 1, wmk. same (error).


\* 10d. red-brown, ” 2, ” 




\* 1/- green, plate 3, wmk.



1/- ” ” 5, ” ”

1/- ” ” 14, ” 

\* 2/- blue, plate 3, wmk. 


5/- carmine, plate 4, wmk. 


## B. TELEGRAPH STAMPS.


1d. brown-red, plate 4, wmk. Shamrock.

3d. carmine, „ 4, „ 

„ „ „ 5, „ „

4d. sage-green, „ 2, „  of 1873.

1/- salmon, plate 11, wmk. 

\* 3/- slate-blue, plate 1, wmk. 

**Reprints.**

THE only official Reprint known is the one made by Royal command in 1864. For this purpose an impression was taken from the retouch plate on paper, showing the large crown of 1855 reversed. Other Reprints exist, made by Messrs. Perkins, Bacon and Co. in 1867 for the Paris Exhibition of that year. Two sheets of the 1d. and one sheet of the 2d. were printed. For the 1d. plate 103 was used, one impression being in carmine, for the other one (“the millioneth impression”), the colour selected was black. Both sheets were printed on soft, thick, unwatermarked card. The 2d. sheet was printed from plate 9, the colour being blue and the card being the same as that used for the one penny.

**Forgeries.**

THE most dangerous forgery known is that of the V.R. Different “makes” exist, and the most famous one is that which gained for its perpetrator three years’ penal servitude. (Dr. Assmus’s trial in 1892). An ordinary black Stamp was taken, the maltese crosses in the upper corners, skilfully removed and replaced by the letters “V.R.” Another somewhat recent “fake” is the 4d. carmine, large garter, on so-called azure safety paper. As a matter of fact, however, this Stamp has never been issued on such paper, and all alleged copies met with are chemically changed. A somewhat interesting forgery has recently been unearthed. A copy of the ½d. red of 1870 was shown to have plate 12 on one side and plate 13 on the other. The former figure was cleverly altered from the 13.

Some very doubtful specimens exist of the Archer roulette but owing to the very irregular condition of the genuine roulette it is somewhat difficult to be quite sure about any specimen.

PERFORATED stamps first came into general use in 1854.

**Perforations.** Mr. Henry Archer, the inventor of the perforating machine experimented, at the three official trials of his contrivance, on about 5000 sheets. A few of these he bought and presented to friends, the remainder, with one or two exceptions, were destroyed; those which escaped were sent to country Post Offices. Mr. Archer, as is well known, sold his machine to the British Government for £4,000. Other inventors were not slow to improve upon it. Changes were introduced in quick succession, and the perforating machine of to-day bears very little resemblance to the original design.

Several sheets of stamps being perforated at one and the same time, it sometimes occurred that the bottom sheet would be imperfectly punctured. Stamps torn from such sheets would be called "roughly perforated;" on the other hand, the top sheet would appear to be well-perforated, and in some cases so much so, that the "teeth" would almost appear like points. Used specimens of the 1d. and 2d. of the Line Engraved Series in this condition should be worth from 1/- to 2/6 each.

**Unofficial  
Roulettes.** The 1d. red-brown of 1844 is known to exist with a private roulette, undoubted and used copies on piece of letter should be worth from 30/- to £2.

**Obliterations.** It were a work of supererogation to inform philatelists that stamps were first used for the prepayment of postage in 1840. Mail matter going out of the country did not come within the scope of the new system until four years later, up to which time it was necessary to pay the postage of foreign letters in cash. From 1844 to 1850, both Inland and Foreign letters could be prepaid by either stamps or money at the will of the sender; but after the later year it was made compulsory to use stamps for the prepayment of all mail matter irrespective of destination.



ABOUT 1854 to 1856, English stamps were sent to the various Colonial offices, where they were used until the special issues for such Colonies were introduced. British stamps also were—and are still—sent to the British Post-offices in the Levant (?) though of late years some of them have been surcharged with the equivalent of value in Turkish currency. Letters posted on British ships are also prepaid by the stamps of the Mother country. Hence envelopes may be found bearing the postmarks or obliterations of many ports which had a regular mail service with Great Britain. A special but unfortunately incomplete list will be found on another page.

Owing to a difficulty in illustrating the various postmarks used in the United Kingdom, we have decided not to give more than a general list of the most important ones.

#### I. FOR USE IN ENGLAND.

1. Maltese cross in red, May 1840, to Feb. 15th, 1841.
2. „ „ in black, Feb. 15th, 1841, to May, 1844.
3. „ „ in blue (error (?) 1841 ?).
4. Maltese cross with number 1 to 12, in centre (for London offices only, May 1843, to May, 1844).
5. Obliteration of 1844. Type I, oval of three thin parallel lines above and below the official number, two curved lines to each side.
  - A. in black, May 1844 to 1870.
  - B. in blue (error ?).
  - C. in green (error ?).
6. Obliteration of 1844. Type II, parallel lines further apart, in use from 1865 to 1876.
7. Obliteration of 1854. Type III, parallel lines much thicker and further apart than type I. 1870 (?) to present day.
8. **For London Town Offices**, official number in diamond, surrounded by parallel lines, 1874 to 1876. (?)
9. **For London Suburban Offices**, official number in circle surrounded by parallel lines, 1844 to present day.

10. Same as number 8, but with letters above the diamond, 1870 (?) to present day.
11. Same as last, but without the four lines enclosing the official number.
12. Same as last, but lines very thin and close together.
  - A. in black
  - B. in red.
13. The cancellation now in use, with date, district, and delivery number in circle.

The above are the most notable varieties; many others are to be found, but we do not think it advisable to classify them at present. We have also left out the various registrations and parcel post obliterations, as the material on hand does not appear to us to be sufficient to give a complete list. We may mention that the old registration obliteration, "R" above official number within parallel lines may be found in black, red or blue, and also that recently, parcel post obliterations are mostly done with an indiarubber stamp and aniline ink. Newspaper cancellations may be distinguished by the letters N.P.B. (Newspaper and Book-post).

## II. FOR USE IN SCOTLAND.

1. Maltese cross in red.
2. „ „ in black.
3. Obliteration of 1844, consisting of twelve parallel lines, formed in a square, of which the four middle ones are broken to receive the official number.
  - A. in black.
  - B. in green (error ?)
  - C. in blue (error ?)
4. With three parallel lines above and below the official number.
5. A. **For use in Edinburgh only**, with rayed star before and after the official number 131 ; 1865 (?) to present day.
  - B. Ditto, Official number, 131, in centre of large star, composed of 48 lines (various types).
6. **For use in Glasgow only**, oblong postmark, with official number 159, and parallel lines above.

Similar to the English obliterations, many minor varieties may be found, but for reasons given above we have not classified them.

## III. FOR USE IN IRELAND.

1. Maltese cross in red.
2. „ „ „ black.
3. Obliteration of 1844, parallel lines arranged in the shape of a diamond, with official number in centre, 1844, to present day.
4. **For Cork only**, in bright red (No. 186), 1845 (?) to 1850 (?)
5. Ditto, in green (Number 186), 1850 (?) ? to 1856 (?)
6. Ditto (?) in blue-green (error ?).

It may be noticed as a general rule that English obliterations—and for that matter Colonials also—can be distinguished by the curved lines at each end of the official numbers; Scotch obliterations only consist of straight lines, mostly parallel, in the shape of a square or oblong, with official number in centre; whilst the Irish obliterations are diamond shape.

## IV. LOCAL OBLITERATIONS.

1. Name only; 1854 to 1858.
2. With a line above and below the name, 1854 to 1858.

THIS obliteration was only intended for local letters, but it would sometimes happen that it was used for letters going outside the town boundary. Two varieties exist, one with name of street in one line, either with or without border, or name of street in two lines, with or without border. Of the latter variety Queen Street seems to be the one mostly met with.

**Firms'** SOME firms had permission to have their names printed on the back of Stamps before the latter were  
**Initials.** gummed. Various plates of the  $\frac{1}{2}$ d. 1d.,  $1\frac{1}{2}$ d. red and 2d. blue are obtainable, worth about 1/- to 2/6 each, used. In later years the Post Office permitted private firms to perforate stamps with their initials as a preventive against theft.

**Oxford** THIS Society was in the habit of vertically surcharging in red all stamps used by them with O.U.S. in small  
**Union Society.** capitals with a small wavy line on each side. This surcharge is found on the issues of 1857 and 1864. (various plates) and should be worth from 1/- to 2/6 each. In the 1864 series it also exists on the back of the stamp.

**Watermarks.** **SMALL CROWN (1840).** Various minor varieties exist of this watermark; in the most notable one the wire used for the construction of the first supply was thicker than that used later on, hence the id. black appears to be printed on a paper with a much clearer wmk. than the later issues.



**LARGE CROWN.** This appeared first in July, 1855, while the **NEW CROWN** came into use on the 1st January, 1880.

“V.R.” in capital block letters, used only for the 6d. octagonal of 1854. It may be more often found inverted or reversed than in its right position, in fact, in the latter state it is somewhat scarce.



SMALL.



MEDIUM.



LARGE.

**GARTER.** Of this watermark there exist five varieties. The so-called small garter was first used in 1855, the medium garter in 1856, and the large garter in 1857. Very few collectors have been able to distinguish between the medium and large garter owing to their great similarity. We think, however, that the annexed illustration will make the difference better apparent than any letter-press could do. The chief difference is, that the band in the medium garter is wider than in the large garter.

The garter of 1867 is precisely similar to the one of 1857, only it is inverted, *i.e.*, with buckle at top. (All other garters have the buckle at bottom). The garter of 1873 is again similar to the one of 1857, but the wire used for its manufacture was much thicker.

**HERALDIC FLOWERS (emblems).** These consists of two roses at top, thistle and shamrock at bottom; the two upper flowers may be found in a great variety of positions, occasionally one of them is found inverted, sometimes, however, both are in this condition.



The following varieties therefore might exist :—

Var. 1.—Both upper flowers inverted. (Three petals at top instead of two).

Var. 2.—Upper right hand flower alone inverted.

Var. 3.—Upper left hand flower alone inverted.



SPRAY OF ROSE. This watermark was in use from 1867 to 1880, it may be found inverted and reversed. A variety exists without the circle in the centre of the rose.



MALTESE CROSS, or “Croix patée.” This was in use from Sept. of 1867 to 1883.

“HALFPENNY.” This watermark was only used for the  $\frac{1}{2}$ d. of 1870, and extended over three stamps in script letters.



ANCHOR. Two varieties are known, the small anchor, used for the  $2\frac{1}{2}$ d. lilac-rose, and the large anchor employed for stamps of high denominations in 1883.



ORB, also known as “globe.” Only used for the  $2\frac{1}{2}$ d. lilac-rose of 1876, and also in error for the oblong £1 brown in 1888 and 1d. Ireland Revenue.

SHAMROCK. Paper with this watermark was solely used for telegraph stamps of the values of  $\frac{1}{2}$ d., 1d., £1 and £5.

Most of the above watermarks may be found inverted, but owing to the great care exercised by the Government printers, are extremely scarce, in fact as yet unknown in a good many varieties of plate numbers.

❧ WANTED! ❧



Used or Unused

STAMPS OF . . .  
GREAT BRITAIN.

Singly, or in Quantities.



HILCKES, KIRKPATRICK & CO.


64, CHEAPSIDE, LONDON.

JUST  
OUT.

The Album



of the Future.

HE ALBUM OF THE FUTURE IS the 14th Edition of **Schwaneberger's Postage Stamp Album.** It contains, Part I., Spaces for Stamps issued from 1840 to 1890. Part II., Spaces for Stamps issued from 1891 up to date.

In dividing the Album into two parts, an idea here carried out for the first time, an

. . IDEAL PERMANENT ALBUM . .

is obtained. Stamps once placed in Part I. need never be changed or transferred to a new book, since Part II. contains sufficient space to provide for New Issues for a long time to come. Other features distinguishing the Schwaneberger Album from all others, are: Superior paper; a Supplement of Philatelic Notes which render a handbook unnecessary; a Colour Chart, giving 33 shades; a reliable and exact List of all Watermarks and Perforations.

# —❧— PRICES: ❧—

## Large-Size Quarto Edition, containing 1260 pages.

Divided into two parts:

Part I., to contain Stamps issued from 1840-1890. Part II., ditto from 1891 up to date. Size, 25 by 32 cm. In three languages. Stamps printed on one side. With guards.

	<i>Price per copy.</i>
No. 120.—Elegantly bound in boards, cloth back ...	14/-
„ 121.—Embossed cloth ... ..	15/-
„ 121a.—Same, bound in 2 vols. ... ..	20/-
„ 124.—Stamped cloth in imitation of half calf in 2 vols. ... ..	25/-

### On Stout Cartridge Paper:

No. 125.—Embossed cloth, with protecting nails on cover. Gilt edges, and expanding clasp. In 2 vols. (with additional Supplement leaves) ... ..	40/-
„ 126.—Half calf neat; 2 vols. (with extra Supplement leaves) ... ..	50/-

### Same, but printed on both sides:

A A “Up to Date,” providing for 15,400 Stamps, and containing 5400 Illustrations, and 670 Watermarks ... ..	5/-
---	-----

**Other Varieties from 1d. to 2/-**

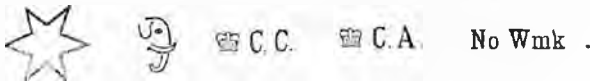


# India-rubber Stamps

FOR WATERMARKS.

FEW will deny that the indication of Varieties of Watermarks, Perforations, etc., by pen or pencil, lends an untidy and unsatisfactory appearance to the pages of the Album. To remedy this blot upon "Philately's fair page," so to speak, the "INDICATOR" RUBBER STAMPS have been prepared:—

Set A.—Five Stamps, all mounted on small wooden handles with self-inking Pad ... post free 5s. 6d.




Set B.—Thirteen Stamps, all mounted on small wooden handles, with self-inking Pad ... post free 8s. 6d.

Reprint	Perf. 12	Perf. 14	unused
Perf. 10	Perf. 12½	Perf. 16	roul Laid
Perf. 11½	Perf. 13	used	Wove

Sets A. & B. together, 18 Stamps in all, with 1 Pad ... post free 12s. 6d.

Set C.—Fifteen Stamps, all mounted on small wooden "English" handles, with self-inking Pad ... post free 16s.



White Paper    Blued Paper    Die.    Large.    Medium.    Ss.all.

THE  
 "UNIVERSAL" STAMP MOUNTS.

**W**E have succeeded in obtaining a special strong grease-proof paper, coated with two layers of PURE gum arabic, which contains no chemicals of any kind, thus ensuring immunity from damage to the delicate colours of some stamps.

We supply the "Universal" Stamps Mounts in three kinds:

**Size A.**—In boxes of 1,000, with our name printed on each Mount in faint blue ink ... .. post free 1/3 per 1,000.

Without our name ... .. " " 1/6 "

**Size B.**—Same as A, but larger, with our name... .. post free 1/3 per 1,000.

Without our name ... .. " " 1/6 "

**Size C.**—In books of 16 leaves, each leaf divided into 16 Mounts, by rouletted lines =256 in all. With our name ...

post free, each 3d. or 4 for 1/-

Without our name " " " 4d. or 4 for 1/3

Cash with Order. Samples Free on Application. Wholesale, Special Terms.

THE "UNIVERSAL" MEASURE.



Divided into 96 parts of an inch on one side and into  $\frac{1}{4}$  mm. on the other side, **mathematically correct**. Invaluable to detect forged surcharges; on finest Ivory, post free, **4s. 6d.**

**PERFORATION GAUGES.**

Transparent ... .. post free 4d.  
 The "Ideal" on strong cardboard, "Improved System" post free 7d.

. . . THE NEW . . .

# Universal Duplicate Stockbook

Entered)

For **DEALERS** and **COLLECTORS**. [Stationers' Hall.

**T**HESSE books will be found to possess many advantages over the general run of Duplicate Books. The system employed in the "UNIVERSAL" Duplicate Books is best explained by the appended illustration:—

### *Special Advantages:*


(a) Once in the 'Universal' a stamp cannot be displaced by shaking or rough handling.

(b) Every stamp can be easily found and removed, no mounting or hinging being required.

(c) Saves about 75 per cent. in time, expense, and temper.

(d) The "Universal" is adapted to the requirements of the largest dealer and the smallest collector.

(e) The stamps are kept clean, flat, and dry; their proper classification in alphabetical and chronological order is simplified.



\*.\* The mental worry of the Philatelist who knows he has a certain stamp, but cannot find it, is unknown to the happy possessor of the "UNIVERSAL" Duplicate Stockbook.

**OUR OWN STOCK IS ARRANGED in the "UNIVERSAL" DUPLICATE STOCKBOOKS**  
WE THEREFORE SPEAK FROM EXPERIENCE.

#### PRICES :

SIZE A.—13in. by 10½in., containing 60 leaves, with 12 strips across, providing for about 18,000 stamps. **14s.** each, or **3** for **£2.**

SIZE B.—11in. by 8½in., containing 60 leaves, with 7 strips across, providing for about 10,500 stamps. **10s. 6d.** each, or **3** for **£1 10s.**

SIZE C.—4in. by 6in., for pocket use, oblong, containing 12 leaves, with 3 strips across, providing for about 500 stamps. **1s. 6d.** each, or **3** for **4s. 3d.**

**CARRIAGE EXTRA. CASH WITH ORDER.**

UNDER

BENNETT'S CLOCK


*Hilckes, Kirkpatrick & Co.*


64, CHEAPSIDE,  
 . . LONDON, E.C.

**S**PECIALISM is now the philatelic order of the day. Probably nine stamp collectors out of every ten are specially interested in the issues of some one country or group of countries. This being thus, we have endeavoured to set our sails to the popular breeze, by preparing a new and carefully-arranged set of

Approval Books for Specialists,

to the number of 51. By a reference to the Index given on this Circular, you will see that the various countries are so grouped as to suit the most popular tendencies of the up-to-date philatelists. The stamps are arranged in rows of six—one row for each variety—and provision is made for all known variations of watermark, perforation, &c.

We invite your careful perusal of the list, and shall be glad to hear which Book or Books would be the most likely to interest you,

Yours faithfully,

*H., K. & Co.*

**NOTE.**—In ordering, only the number of the Books need be given.

**Stock No. CONTENTS OF BOOK.**

- 1 Baden  
Bavaria  
Bergedorf  
Bremen  
Brunswick
- 2 Germany { Thurn and Taxis  
North Ger. Confed.  
Empire
- 3 Hamburg  
Hanover  
Lübeck  
Mecklenburg  
Oldenburg
- 4 Prussia  
Saxony  
Schleswig  
Württemberg
- 5 Austria  
Austrian Hungary  
D. S. N. Co.  
Hungary  
Bosnia
- 6 Belgium  
Congo  
Denmark  
Iceland  
Danish West Indies  
Norway
- 7 Holland  
Dutch Indies  
Suriname  
Curacao
- 8 Luxemburg  
Montenegro  
Roumania  
Servia
- 9 Sweden  
Switzerland
- 10 Turkey
- 11 Italy  
Modena  
Monaco  
Sardinia
- 12 Romagna  
Roman States  
San Marino  
Sicily  
Two Sicilies  
Tuscany  
Parma

**Stock No. CONTENTS OF BOOK.**

- 13 Bulgaria  
Eastern Roumelia  
Greece
- 14 Russia  
Finland  
Levant  
Livonia  
Poland
- 15 Great Britain { *a* used  
*b* unused
- 16 Spain
- 17 Cyprus  
Malta  
Gibraltar  
Heligoland  
Ionian Islands
- 18 France and Colonies
- 18a French Colonies (continued)
- 19 Cuba  
Porto Rica  
19a, Philippine Islands  
Fernando Po
- 20 Ceylon
- 21 India  
Hong Kong
- 22 Straits Settlements and  
Labuan [Dependencies.  
North Borneo
- 23 Japan  
China  
Formosa  
Corea  
Shanghai
- 24 Afghanistan  
Cashmere  
Indian Native States
- 25 Persia  
Sarawak  
Siam
- 26 Cape Colony  
British Bechuanaland  
" Protectorate  
" South Africa  
" Central Africa  
" East Africa  
Griqualand

Stock No.	CONTENTS OF BOOK.	Stock No.	CONTENTS OF BOOK.
27	Egypt Suez Canal Company Liberia Boer Republic Orange Free States	39	Honduras Venezuela Nicaragua Paraguay Salvador
28	Transvaal Zululand Swazieland Stellaland Oil Rivers	40	Peru P. S. N. Company La Guaira
29	Mauritius Lagos	41	Leeward Islands Antigua Dominica Nevis St. Christopher Montserrat Virgin Islands
30	Natal Seychelles St. Helena Gold Coast Sierra Leone Gambia Madagascar	42	Barbados Trinidad Bahamas
31	Portugal Azores, Angra, Horta Madeira, Funchal	43	Bermuda British Guiana " Honduras Falkland Islands Grenada Jamaica Mail Packets
32	Angola Cape Verde Macao Mozambique Portuguese Indies Guine Timor St. Thomé and Prince Islands	44	British Columbia Canada New Brunswick Newfoundland Prince Edward's Island Nova Scotia
33	United States	45	St. Lucia St. Vincent Tobago Turk's Island
34	Argentine Republic Uruguay Buenos Ayres Cordoba	46	Fiji Samoa Cook's Island Tonga Sandwich Islands
35	Brazil Chili Confederate States	47	New South Wales
36	United States of Columbia Corrientes	48	New Zealand
37	Costa Rica Dominican Republic Ecuador Guatemala Hayti Bolivia	49	Victoria
38	Mexico	50	Queensland Western Australia
		51	Tasmania South Australia

# AUCTIONS. . .

---

---



Our Mr. H. attends every Sale  
held in London and undertakes  
Commission at the following  
Rates:—

10% for Lots under £10. . .

. . . 5% for Lots at £10 and over.



THIS INCLUDES

EXAMINING, REPORTING, and CLEARING.



*Hilckes, Kirkpatrick & Co., . . .*

64, CHEAPSIDE, LONDON, E.C.

# H. EWEN,

SPECIALIST IN . . .

## **English Adhesives**

---



---

SWANAGE, DORSET.

---



---

A Fine Series of Approval Books of Used and Unused English Postage and Telegraph Adhesives is now ready.

. . LIST POST FREE . .

A Large Collection of English Stamps, on original Covers, is also ready, and will be sent on appro. to responsible Collectors.

**SPECIALITY :**

**English Stamps, with Foreign and Colonial Cancellations.**

(SEE PAGE      OF THIS WORK).

*Collectors visiting Swanage should not fail to pay me a visit.*

*A Fine Stock of English Stamps are always on view.*

**PRICE LIST.**      PUBLISHED ANNUALLY, JULY 1ST  
6d. POST FREE.

Collectors of English Stamps are invited to join the "English Stamp Exchange Society," formed for the purpose of exchanging English Postage, Telegraph and Fiscal Stamps. A copy of the Rules may be obtained of the above, post free.



---

NOW READY.

---

# **HANDBOOK** ❁

---

---

OF THE

## **Revenue Stamps of Great Britain & Ireland.**

COMPILED BY

GEO. C. LUNDY, Author of "Mexican Revenues,"  
"British Embossed Stamps," &c., &c.

---

In Commemoration of the Bi-Centenary of the First Stamp Duty Act,  
29th July, 1694.

---

---

PRICE **1/6** POST FREE.

---

---

PUBLISHED BY **WALTER MORLEY**,  
Dealer in Fiscal and Telegraph Stamps,  
186, WEST GREEN ROAD, TOTTENHAM, LONDON, N.

**WALTER MORLEY,**

186, West Green Road, TOTTENHAM,

LONDON, N.,

DEALER IN

***Postage, Fiscal & Telegraph Stamps***

SPECIALITY—ENGLISH.

Respectfully solicits an inspection of his Stock of  
English Stamps.

Most of the Plate Numbers and Rarities are usually in  
Stock, in both Used and Unused, and supplied at prices,  
according to conditions, as quoted in this Catalogue.



Also a VERY FINE STOCK of the Proofs and Essays,  
Telegraph (Government and Private Companies), Post  
Cards, Envelopes, and Newsbands.

**Newspaper Tax, Embossed Deed Stamps, and  
all Varieties of FISCALS.**

**COLLEGE AND RAILWAY STAMPS.**

A Fine Series of Books ready to send on approval  
to responsible Collectors.

**AWARDED SILVER MEDAL, PARIS EXHIBITION, 1892.**

**PRICE 1/6** *Post Free.*

# ILLUSTRATED CATALOGUE

OF ALL KNOWN

## REPRINTS

**AND HOW TO DETECT THEM.**

From the German of DR. KALCKHOFF. Translated and Enlarged by

**HARRY HILCKES.**

With NOTES of MAJOR EVANS, M. P. CASTLE, F. D. BACON, D. GARTH,  
W. B. THORNHILL, and other English and Foreign Philatelists.

PUBLISHED BY

**HILCKES, KIRKPATRICK & Co.,**

64. Cheapside, London, E.C.,

**Dealers in Scarce Foreign Stamps and Philatelic Publishers.**

### OPINIONS OF THE PRESS :

*Philatelic Journal of Great Britain.*— . . . Mr. Harry Hilckes has filled what was admittedly a long felt want . . . that it would be as complete, and as accurate as the best and latest information could make it was a foregone conclusion.

*Monthly Journal.*—Mr. Hilckes has fully to be congratulated upon this result of his labours.

*The Philatelic Chronicle and Advertiser.*—We welcome the Book, and consider the price so low, that neither the Dealer or Collector who handles unused Stamps is wise to be without it. We heartily wish and think the Book will attain a decided success.

*London Philatelist.*— . . . Mr. H. Hilckes has translated (the German Original Work) into our own language, and has, "with the aid of eminent English and Foreign Philatelists," materially enlarged and added to the brochure in question. . . . The Afghanistan, Cashmere, and Native Indian lists bespeak the consummate Oriental knowledge of Major Evans, while those of Austria and the several German States have been strengthened. . . . This, the second edition, constitutes a marked advance upon the first, and renders the work an absolute necessity for every scientific Collector, as, by its aid, many knotty points as to the originality of specimens can be promptly settled.

**NO DEALER OR COLLECTOR CAN AFFORD TO BE WITHOUT IT.**



The City of London . .

# PHILATELIC CLUB.

(FOUNDED 2nd AUGUST, 1893.)

COMMITTEE as elected at the First General Meeting,  
August 9th, 1893.

*Vice-Presidents :*

MR. HARRY HILCKES.

MR. G. C. WARDEN, JR.

*Hon. Treasurer :*

*Hon. Librarian :*

MR. F. B. NICHOLSON.

DR. GEORGE ISAAC BRYANT.

MR. AUGUST KELLER.

MR. J. C. JOSELIN.

MR. FRED GEO. C. LUNDY.

MR. HERBERT McMILLAN.

MR. WALTER MORLEY.

*Hon. Secretary :*

PERCY C. BISHOP,

171, Queen Victoria Street,

LONDON, E.C.

## RULES.

- 1.—That this Club be known as "THE CITY OF LONDON PHILATELIC CLUB," formed for the purpose of bringing together philatelists for the discussion of philatelic questions and for the interchange of ideas and opinions generally upon matters philatelic; the meetings to be held weekly.
- 2.—That *Membership* be open to stamp collectors of either sex over the age of eighteen.
- 3.—That the *Annual Subscription* be 10/- payable in advance on the 1st October in each year. This subscription to entitle every member to the receipt of two Philatelic Magazines—one English and the other foreign. Members joining after the half year to pay only half subscription; no entrance fee to be imposed during the first year.
- 4.—That a *Committee* of eleven members, including President, Two Vice-Presidents, Secretary, Treasurer and Librarian, be elected at each Annual General Meeting of the Club, such Committee consisting of three dealers and eight collectors; the *President* of the Club to be a collector, and of the *Vice-Presidents* one to be a collector and the other a dealer. For committee purposes five shall form a quorum.
- 5.—The *Election* for membership be by open ballot of the Committee, whose duty shall be to fully investigate any objections that may be lodged. Every candidate against whom no objection is raised shall be elected as a matter of course. Candidates must be proposed and seconded by members of the Club. Though *Dealers* and *Collectors* be alike eligible for membership, the dealers shall at no time number more than one third of the total membership—that is to say, if among sixty members there be twenty dealers and forty collectors, no more dealers shall be admitted till at least two more collectors have joined.
- 6.—That admission to the Club Room or rooms be by membership card only, each member being permitted, however, to introduce a *guest*, on the understanding that such guest shall not attend more than twice in that capacity.
- 7.—That a *Secretary* be elected once a year, with power to appoint an Assistant if he deem it necessary. The services of the Secretary, as of all other officers of the Club, shall be honorary.
- 8.—That a *Treasurer* be elected once a year.
- 9.—That a *Librarian* be annually elected to receive and account for all donations of books and papers, with a view to the formation of a Philatelic Reference Library, for the free use of members. Funds permitting, the hon. librarian shall have power to purchase on the Club's behalf, such standard philatelic works as may be needed.
- 10.—That the Committee be empowered to deal with any complaint or dispute that may arise among the members. The expulsion of any undesirable member shall also be left entirely to the Committee.
- 11.—That one half the total membership of the Club may at any time call upon the Committee to convene an extraordinary General Meeting, seven days' notice of such meeting being given to all the members of the Club.